

**C-STREET CID**  
**Balance Sheet**  
As of January 31, 2023

02/07/23  
Accrual Basis

	<u>Jan 31, 23</u>
<b>ASSETS</b>	
<b>Current Assets</b>	
Checking/Savings	
10101 · Operating	50,220.69
Total Checking/Savings	50,220.69
Accounts Receivable	
11000 · Accounts Receivable	4,130.66
Total Accounts Receivable	4,130.66
Total Current Assets	54,351.35
<b>TOTAL ASSETS</b>	<b>54,351.35</b>
<b>LIABILITIES &amp; EQUITY</b>	
<b>Liabilities</b>	
<b>Current Liabilities</b>	
Accounts Payable	
23000 · Accounts Payable	7,926.70
Total Accounts Payable	7,926.70
Total Current Liabilities	7,926.70
Total Liabilities	7,926.70
<b>Equity</b>	
31105 · Renewal Reserve - Designated	3,173.00
32000 · Unrestricted Net Assets	46,988.85
Net Income	-3,737.20
Total Equity	46,424.65
<b>TOTAL LIABILITIES &amp; EQUITY</b>	<b>54,351.35</b>

**C-STREET CID**  
**Profit & Loss MTH & FYTD**  
 January 2023

	Jan 23	Jul '22 - Jan 23
Ordinary Income/Expense		
Income		
43400 · Direct Public Support		
43415 · SALES TAX REVENUE (.5%)	3,853.27	39,999.32
43420 · USE TAX REVENUE	277.39	1,613.57
43600 · Other Contributions	0.00	18,512.89
Total 43400 · Direct Public Support	4,130.66	60,125.78
Total Income	4,130.66	60,125.78
Expense		
62800 · District Maintenance		
62801 · Snow & Trash Removal	983.15	3,578.15
62803 · Landscaping	0.00	7,700.00
62870 · Maintenance Supplies	900.00	2,238.64
62900 · Security	75.00	464.52
Total 62800 · District Maintenance	1,958.15	13,981.31
64000 · District Promotion		
64100 · District Advertising		
64110 · Print Advertising	225.00	4,211.52
64120 · TV Advertising	750.00	5,278.75
64130 · Radio Advertising	376.20	2,582.10
64190 · Other Advertising	0.00	64.86
Total 64100 · District Advertising	1,351.20	12,137.23
64500 · Event/Project Support		
64530 · Culturefest	0.00	1,000.00
64590 · Other Events/Projects	1,500.00	4,500.00
Total 64500 · Event/Project Support	1,500.00	5,500.00
64610 · Holiday Decorations	0.00	3,600.00
64710 · Special Occasions	0.00	500.70
64910 · Website	3,206.25	13,491.00
Total 64000 · District Promotion	6,057.45	35,228.93
65000 · Operations		
65005 · Accounting Fees	300.00	2,100.00
65025 · Licenses & Fees	0.00	244.00
65040 · Office Expense	0.00	588.64
65060 · Postage, Mailing Service	120.00	120.00
65065 · Printing and Copying	31.10	31.10
Total 65000 · Operations	451.10	3,083.74
65100 · Other Expenses		
65180 · Renewal Reserve	167.00	1,169.00
Total 65100 · Other Expenses	167.00	1,169.00
66000 · Payroll Expenses		
66030 · Other Payroll Expenses	1,990.00	10,400.00
Total 66000 · Payroll Expenses	1,990.00	10,400.00
Total Expense	10,623.70	63,862.98
Net Ordinary Income	-6,493.04	-3,737.20
Net Income	<b>-6,493.04</b>	<b>-3,737.20</b>

02/07/23

Accrual Basis

## C-STREET CID Profit & Loss Budget Performance January 2023

	Jan 23	Budget	\$ Over Budget	Jul '22 - Jan 23	YTD Budget	\$ Over Budget	Annual Budget
<b>Ordinary Income/Expense</b>							
<b>Income</b>							
43400 · Direct Public Support							
43415 · SALES TAX REVENUE (.5%)	3,853.27	6,000.00	-2,146.73	39,999.32	39,600.00	399.32	67,600.00
43420 · USE TAX REVENUE	277.39	350.00	-72.61	1,613.57	2,150.00	-536.43	3,650.00
43600 · Other Contributions	0.00			18,512.89			
<b>Total 43400 · Direct Public Support</b>	<b>4,130.66</b>	<b>6,350.00</b>	<b>-2,219.34</b>	<b>60,125.78</b>	<b>41,750.00</b>	<b>18,375.78</b>	<b>71,250.00</b>
49000 · Appropriation of Fund Reserve	0.00	5,525.00	-5,525.00	0.00	41,075.00	-41,075.00	72,000.00
<b>Total Income</b>	<b>4,130.66</b>	<b>11,875.00</b>	<b>-7,744.34</b>	<b>60,125.78</b>	<b>82,825.00</b>	<b>-22,699.22</b>	<b>143,250.00</b>
<b>Expense</b>							
62800 · District Maintenance							
62801 · Snow & Trash Removal	983.15	400.00	583.15	3,578.15	2,800.00	778.15	4,800.00
62803 · Landscaping	0.00	1,600.00	-1,600.00	7,700.00	11,200.00	-3,500.00	19,200.00
62870 · Maintenance Supplies	900.00	0.00	900.00	2,238.64	500.00	1,738.64	500.00
62890 · Street Fixtures	0.00	1,025.00	-1,025.00	0.00	6,875.00	-6,875.00	11,750.00
62900 · Security	75.00			464.52	0.00	464.52	0.00
<b>Total 62800 · District Maintenance</b>	<b>1,958.15</b>	<b>3,025.00</b>	<b>-1,066.85</b>	<b>13,981.31</b>	<b>21,375.00</b>	<b>-7,393.69</b>	<b>36,250.00</b>
64000 · District Promotion							
64100 · District Advertising							
64110 · Print Advertising	225.00	750.00	-525.00	4,211.52	5,250.00	-1,038.48	9,000.00
64120 · TV Advertising	750.00	500.00	250.00	5,278.75	3,500.00	1,778.75	6,000.00
64130 · Radio Advertising	376.20	500.00	-123.80	2,582.10	3,500.00	-917.90	6,000.00
64140 · Online Advertising	0.00	100.00	-100.00	0.00	700.00	-700.00	1,200.00
64190 · Other Advertising	0.00	400.00	-400.00	64.86	2,800.00	-2,735.14	4,800.00
<b>Total 64100 · District Advertising</b>	<b>1,351.20</b>	<b>2,250.00</b>	<b>-898.80</b>	<b>12,137.23</b>	<b>15,750.00</b>	<b>-3,612.77</b>	<b>27,000.00</b>
64500 · Event/Project Support							
64530 · Culturefest	0.00			1,000.00	0.00	1,000.00	0.00
64590 · Other Events/Projects	1,500.00	975.00	525.00	4,500.00	6,825.00	-2,325.00	11,700.00
<b>Total 64500 · Event/Project Support</b>	<b>1,500.00</b>	<b>975.00</b>	<b>525.00</b>	<b>5,500.00</b>	<b>6,825.00</b>	<b>-1,325.00</b>	<b>11,700.00</b>
64610 · Holiday Decorations	0.00	1,250.00	-1,250.00	3,600.00	8,750.00	-5,150.00	15,000.00
64710 · Special Occasions	0.00	0.00	0.00	500.70	0.00	500.70	0.00
64910 · Website	3,206.25	1,450.00	1,756.25	13,491.00	9,550.00	3,941.00	16,300.00
<b>Total 64000 · District Promotion</b>	<b>6,057.45</b>	<b>5,925.00</b>	<b>132.45</b>	<b>35,228.93</b>	<b>40,875.00</b>	<b>-5,646.07</b>	<b>70,000.00</b>
65000 · Operations							
65005 · Accounting Fees	300.00	300.00	0.00	2,100.00	2,100.00	0.00	3,600.00
65025 · Licenses & Fees	0.00	0.00	0.00	244.00	0.00	244.00	0.00
65040 · Office Expense	0.00	75.00	-75.00	588.64	525.00	63.64	900.00
65060 · Postage, Mailing Service	120.00			120.00	0.00	120.00	0.00
65065 · Printing and Copying	31.10			31.10			
<b>Total 65000 · Operations</b>	<b>451.10</b>	<b>375.00</b>	<b>76.10</b>	<b>3,083.74</b>	<b>2,625.00</b>	<b>458.74</b>	<b>4,500.00</b>

**C-STREET CID**  
**Profit & Loss Budget Performance**  
**January 2023**

02/07/23

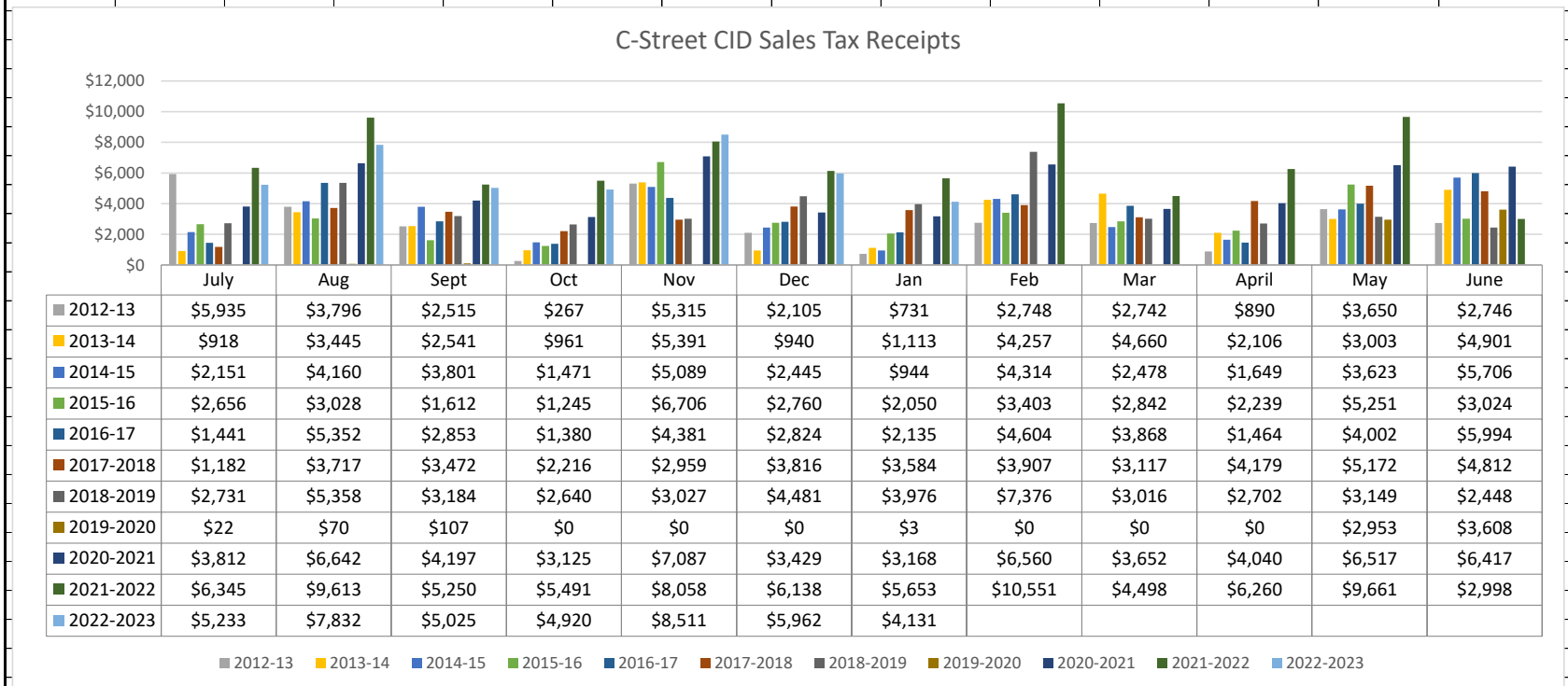
Accrual Basis

	Jan 23	Budget	\$ Over Budget	Jul '22 - Jan 23	YTD Budget	\$ Over Budget	Annual Budget
65100 · Other Expenses							
65120 · Insurance - Liability, D and O	0.00	0.00	0.00	0.00	0.00	0.00	2,000.00
65180 · Renewal Reserve	167.00			1,169.00	0.00	1,169.00	0.00
65190 · Other Costs	0.00	450.00	-450.00	0.00	3,250.00	-3,250.00	5,500.00
<b>Total 65100 · Other Expenses</b>	<b>167.00</b>	<b>450.00</b>	<b>-283.00</b>	<b>1,169.00</b>	<b>3,250.00</b>	<b>-2,081.00</b>	<b>7,500.00</b>
66000 · Payroll Expenses							
66030 · Other Payroll Expenses	1,990.00	2,100.00	-110.00	10,400.00	14,700.00	-4,300.00	25,000.00
<b>Total 66000 · Payroll Expenses</b>	<b>1,990.00</b>	<b>2,100.00</b>	<b>-110.00</b>	<b>10,400.00</b>	<b>14,700.00</b>	<b>-4,300.00</b>	<b>25,000.00</b>
<b>Total Expense</b>	<b>10,623.70</b>	<b>11,875.00</b>	<b>-1,251.30</b>	<b>63,862.98</b>	<b>82,825.00</b>	<b>-18,962.02</b>	<b>143,250.00</b>
<b>Net Ordinary Income</b>	<b>-6,493.04</b>	<b>0.00</b>	<b>-6,493.04</b>	<b>-3,737.20</b>	<b>0.00</b>	<b>-3,737.20</b>	<b>0.00</b>
<b>Net Income</b>	<b>-6,493.04</b>	<b>0.00</b>	<b>-6,493.04</b>	<b>-3,737.20</b>	<b>0.00</b>	<b>-3,737.20</b>	<b>0.00</b>



### C-Street CID Sales Tax Receipts

MONTH	2012-13	2013-14	2014-15	2015-16	2016-17	2017-2018	2018-2019	2019-2020	2020-2021	2021-2022	2022-2023	Change	% Chg.
July	\$5,935	\$918	\$2,151	\$2,656	\$1,441	\$1,182	\$2,731	\$22	\$3,812	\$6,345	\$5,233	-\$1,112	-17.52%
Aug	\$3,796	\$3,445	\$4,160	\$3,028	\$5,352	\$3,717	\$5,358	\$70	\$6,642	\$9,613	\$7,832	-\$1,781	-18.53%
Sept	\$2,515	\$2,541	\$3,801	\$1,612	\$2,853	\$3,472	\$3,184	\$107	\$4,197	\$5,250	\$5,025	-\$225	-4.29%
Oct	\$267	\$961	\$1,471	\$1,245	\$1,380	\$2,216	\$2,640	\$0	\$3,125	\$5,491	\$4,920	-\$571	-10.40%
Nov	\$5,315	\$5,391	\$5,089	\$6,706	\$4,381	\$2,959	\$3,027	\$0	\$7,087	\$8,058	\$8,511	\$453	5.62%
Dec	\$2,105	\$940	\$2,445	\$2,760	\$2,824	\$3,816	\$4,481	\$0	\$3,429	\$6,138	\$5,962	-\$176	-2.86%
Jan	\$731	\$1,113	\$944	\$2,050	\$2,135	\$3,584	\$3,976	\$3	\$3,168	\$5,653	\$4,131	-\$1,523	-26.93%
Feb	\$2,748	\$4,257	\$4,314	\$3,403	\$4,604	\$3,907	\$7,376	\$0	\$6,560	\$10,551			
Mar	\$2,742	\$4,660	\$2,478	\$2,842	\$3,868	\$3,117	\$3,016	\$0	\$3,652	\$4,498			
April	\$890	\$2,106	\$1,649	\$2,239	\$1,464	\$4,179	\$2,702	\$0	\$4,040	\$6,260			
May	\$3,650	\$3,003	\$3,623	\$5,251	\$4,002	\$5,172	\$3,149	\$2,953	\$6,517	\$9,661			
June	\$2,746	\$4,901	\$5,706	\$3,024	\$5,994	\$4,812	\$2,448	\$3,608	\$6,417	\$2,998			
<b>TOTAL</b>	<b>\$33,440</b>	<b>\$34,237</b>	<b>\$37,830</b>	<b>\$36,815</b>	<b>\$40,299</b>	<b>\$42,134</b>	<b>\$44,088</b>	<b>\$6,764</b>	<b>\$58,645</b>	<b>\$80,516</b>	<b>\$41,613</b>	<b>-\$4,934</b>	<b>-10.60%</b>



Sales Tax Receipts received after 3/31/19 are residual funds from prior tax rate.  
 Sales Tax Receipts received after 4/30/20 are reflective of the new tax rate.

**C-STREET CID**  
**Balance Sheet**  
As of February 28, 2023

	<u>Feb 28, 23</u>
<b>ASSETS</b>	
Current Assets	
Checking/Savings	
10101 · Operating	42,292.33
Total Checking/Savings	42,292.33
Accounts Receivable	
11000 · Accounts Receivable	7,607.26
Total Accounts Receivable	7,607.26
Total Current Assets	49,899.59
<b>TOTAL ASSETS</b>	<b>49,899.59</b>
<b>LIABILITIES &amp; EQUITY</b>	
Liabilities	
Current Liabilities	
Accounts Payable	
23000 · Accounts Payable	5,322.65
Total Accounts Payable	5,322.65
Total Current Liabilities	5,322.65
Total Liabilities	5,322.65
Equity	
31105 · Renewal Reserve - Designated	3,340.00
32000 · Unrestricted Net Assets	46,988.85
Net Income	-5,751.91
Total Equity	44,576.94
<b>TOTAL LIABILITIES &amp; EQUITY</b>	<b>49,899.59</b>

**C-STREET CID**  
**Profit & Loss MTH & FYTD**  
**February 2023**

	Feb 23	Jul '22 - Feb 23
<b>Ordinary Income/Expense</b>		
<b>Income</b>		
43400 · Direct Public Support		
43415 · SALES TAX REVENUE (.5%)	7,461.43	47,460.75
43420 · USE TAX REVENUE	145.90	1,759.47
43600 · Other Contributions	0.00	18,512.89
<b>Total 43400 · Direct Public Support</b>	<u>7,607.33</u>	<u>67,733.11</u>
<b>Total Income</b>	7,607.33	67,733.11
<b>Expense</b>		
62800 · District Maintenance		
62801 · Snow & Trash Removal	468.15	4,046.30
62803 · Landscaping	1,756.00	9,456.00
62870 · Maintenance Supplies	37.39	2,276.03
62900 · Security	75.00	539.52
<b>Total 62800 · District Maintenance</b>	<u>2,336.54</u>	<u>16,317.85</u>
64000 · District Promotion		
64100 · District Advertising		
64110 · Print Advertising	1,578.00	5,789.52
64120 · TV Advertising	750.00	6,028.75
64130 · Radio Advertising	342.00	2,924.10
64190 · Other Advertising	0.00	64.86
<b>Total 64100 · District Advertising</b>	<u>2,670.00</u>	<u>14,807.23</u>
64500 · Event/Project Support		
64530 · Culturefest	0.00	1,000.00
64590 · Other Events/Projects	1,500.00	6,000.00
<b>Total 64500 · Event/Project Support</b>	<u>1,500.00</u>	<u>7,000.00</u>
64610 · Holiday Decorations	0.00	3,600.00
64710 · Special Occasions	0.00	500.70
64810 · Signage	373.50	373.50
64910 · Website	270.00	13,761.00
<b>Total 64000 · District Promotion</b>	<u>4,813.50</u>	<u>40,042.43</u>
65000 · Operations		
65005 · Accounting Fees	375.00	2,475.00
65015 · Dues & Subscriptions	250.00	250.00
65025 · Licenses & Fees	0.00	244.00
65040 · Office Expense	0.00	588.64
65060 · Postage, Mailing Service	0.00	120.00
65065 · Printing and Copying	0.00	31.10
<b>Total 65000 · Operations</b>	<u>625.00</u>	<u>3,708.74</u>
65100 · Other Expenses		
65180 · Renewal Reserve	167.00	1,336.00
<b>Total 65100 · Other Expenses</b>	<u>167.00</u>	<u>1,336.00</u>
66000 · Payroll Expenses		
66030 · Other Payroll Expenses	1,680.00	12,080.00
<b>Total 66000 · Payroll Expenses</b>	<u>1,680.00</u>	<u>12,080.00</u>
<b>Total Expense</b>	<u>9,622.04</u>	<u>73,485.02</u>
<b>Net Ordinary Income</b>	<u>-2,014.71</u>	<u>-5,751.91</u>
<b>Net Income</b>	<u><u>-2,014.71</u></u>	<u><u>-5,751.91</u></u>

03/07/23

Accrual Basis

## C-STREET CID Profit & Loss Budget Performance February 2023

	Feb 23	Budget	\$ Over Budget	Jul '22 - Feb 23	YTD Budget	\$ Over Budget	Annual Budget
<b>Ordinary Income/Expense</b>							
<b>Income</b>							
43400 · Direct Public Support							
43415 · SALES TAX REVENUE (.5%)	7,461.43	5,600.00	1,861.43	47,460.75	45,200.00	2,260.75	67,600.00
43420 · USE TAX REVENUE	145.90	300.00	-154.10	1,759.47	2,450.00	-690.53	3,650.00
43600 · Other Contributions	0.00			18,512.89			
<b>Total 43400 · Direct Public Support</b>	<b>7,607.33</b>	<b>5,900.00</b>	<b>1,707.33</b>	<b>67,733.11</b>	<b>47,650.00</b>	<b>20,083.11</b>	<b>71,250.00</b>
49000 · Appropriation of Fund Reserve	0.00	5,825.00	-5,825.00	0.00	46,900.00	-46,900.00	72,000.00
<b>Total Income</b>	<b>7,607.33</b>	<b>11,725.00</b>	<b>-4,117.67</b>	<b>67,733.11</b>	<b>94,550.00</b>	<b>-26,816.89</b>	<b>143,250.00</b>
<b>Expense</b>							
62800 · District Maintenance							
62801 · Snow & Trash Removal	468.15	400.00	68.15	4,046.30	3,200.00	846.30	4,800.00
62803 · Landscaping	1,756.00	1,600.00	156.00	9,456.00	12,800.00	-3,344.00	19,200.00
62870 · Maintenance Supplies	37.39	0.00	37.39	2,276.03	500.00	1,776.03	500.00
62890 · Street Fixtures	0.00	975.00	-975.00	0.00	7,850.00	-7,850.00	11,750.00
62900 · Security	75.00			539.52	0.00	539.52	0.00
<b>Total 62800 · District Maintenance</b>	<b>2,336.54</b>	<b>2,975.00</b>	<b>-638.46</b>	<b>16,317.85</b>	<b>24,350.00</b>	<b>-8,032.15</b>	<b>36,250.00</b>
64000 · District Promotion							
64100 · District Advertising							
64110 · Print Advertising	1,578.00	750.00	828.00	5,789.52	6,000.00	-210.48	9,000.00
64120 · TV Advertising	750.00	500.00	250.00	6,028.75	4,000.00	2,028.75	6,000.00
64130 · Radio Advertising	342.00	500.00	-158.00	2,924.10	4,000.00	-1,075.90	6,000.00
64140 · Online Advertising	0.00	100.00	-100.00	0.00	800.00	-800.00	1,200.00
64190 · Other Advertising	0.00	400.00	-400.00	64.86	3,200.00	-3,135.14	4,800.00
<b>Total 64100 · District Advertising</b>	<b>2,670.00</b>	<b>2,250.00</b>	<b>420.00</b>	<b>14,807.23</b>	<b>18,000.00</b>	<b>-3,192.77</b>	<b>27,000.00</b>
64500 · Event/Project Support							
64530 · Culturefest	0.00			1,000.00	0.00	1,000.00	0.00
64590 · Other Events/Projects	1,500.00	975.00	525.00	6,000.00	7,800.00	-1,800.00	11,700.00
<b>Total 64500 · Event/Project Support</b>	<b>1,500.00</b>	<b>975.00</b>	<b>525.00</b>	<b>7,000.00</b>	<b>7,800.00</b>	<b>-800.00</b>	<b>11,700.00</b>
64610 · Holiday Decorations	0.00	1,250.00	-1,250.00	3,600.00	10,000.00	-6,400.00	15,000.00
64710 · Special Occasions	0.00	0.00	0.00	500.70	0.00	500.70	0.00
64810 · Signage	373.50			373.50	0.00	373.50	0.00
64910 · Website	270.00	1,350.00	-1,080.00	13,761.00	10,900.00	2,861.00	16,300.00
<b>Total 64000 · District Promotion</b>	<b>4,813.50</b>	<b>5,825.00</b>	<b>-1,011.50</b>	<b>40,042.43</b>	<b>46,700.00</b>	<b>-6,657.57</b>	<b>70,000.00</b>
65000 · Operations							
65005 · Accounting Fees	375.00	300.00	75.00	2,475.00	2,400.00	75.00	3,600.00
65015 · Dues & Subscriptions	250.00	0.00	250.00	250.00	0.00	250.00	0.00
65025 · Licenses & Fees	0.00	0.00	0.00	244.00	0.00	244.00	0.00
65040 · Office Expense	0.00	75.00	-75.00	588.64	600.00	-11.36	900.00
65060 · Postage, Mailing Service	0.00			120.00	0.00	120.00	0.00
65065 · Printing and Copying	0.00			31.10			
<b>Total 65000 · Operations</b>	<b>625.00</b>	<b>375.00</b>	<b>250.00</b>	<b>3,708.74</b>	<b>3,000.00</b>	<b>708.74</b>	<b>4,500.00</b>

C-STREET CID

Profit & Loss Budget Performance

February 2023

03/07/23

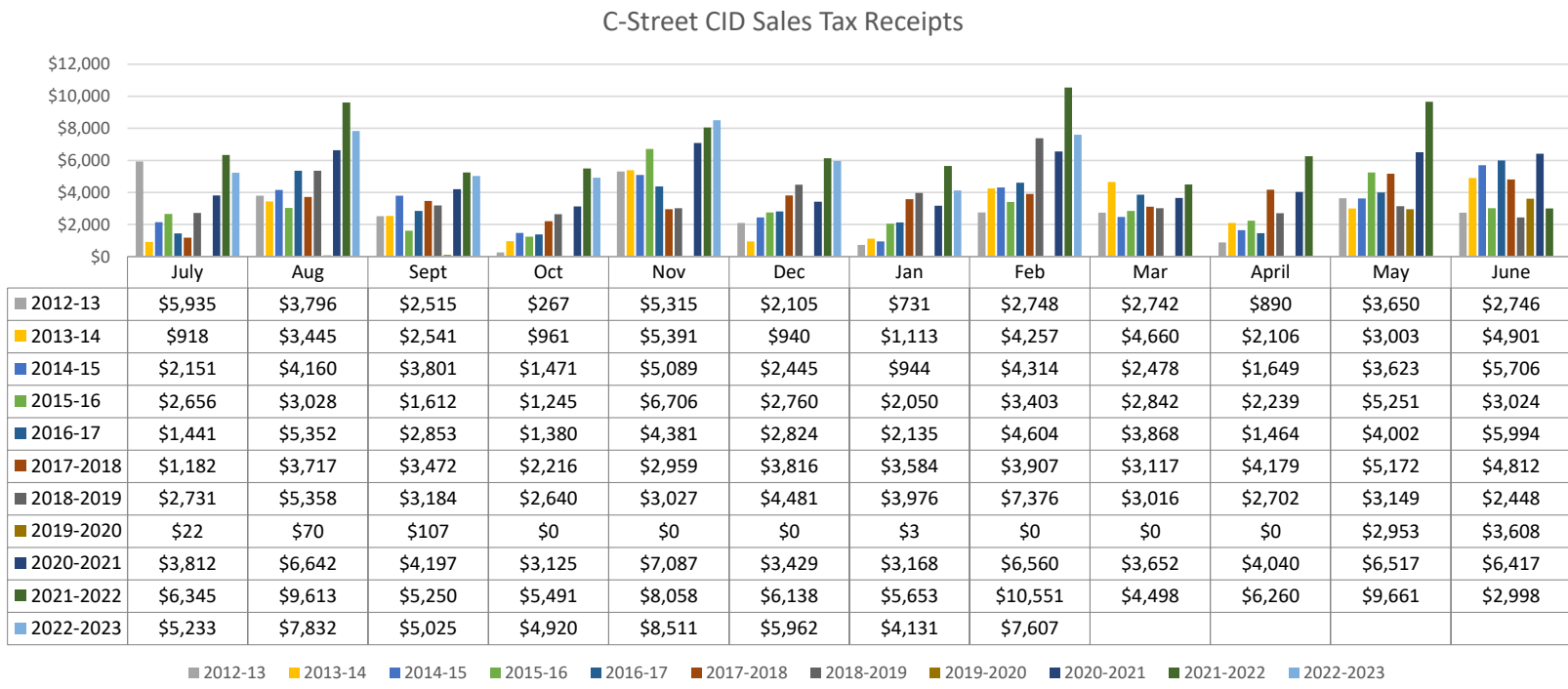
Accrual Basis

	Feb 23	Budget	\$ Over Budget	Jul '22 - Feb 23	YTD Budget	\$ Over Budget	Annual Budget
65100 · Other Expenses							
65120 · Insurance - Liability, D and O	0.00	0.00	0.00	0.00	0.00	0.00	2,000.00
65180 · Renewal Reserve	167.00			1,336.00	0.00	1,336.00	0.00
65190 · Other Costs	0.00	450.00	-450.00	0.00	3,700.00	-3,700.00	5,500.00
<b>Total 65100 · Other Expenses</b>	<b>167.00</b>	<b>450.00</b>	<b>-283.00</b>	<b>1,336.00</b>	<b>3,700.00</b>	<b>-2,364.00</b>	<b>7,500.00</b>
66000 · Payroll Expenses							
66030 · Other Payroll Expenses	1,680.00	2,100.00	-420.00	12,080.00	16,800.00	-4,720.00	25,000.00
<b>Total 66000 · Payroll Expenses</b>	<b>1,680.00</b>	<b>2,100.00</b>	<b>-420.00</b>	<b>12,080.00</b>	<b>16,800.00</b>	<b>-4,720.00</b>	<b>25,000.00</b>
<b>Total Expense</b>	<b>9,622.04</b>	<b>11,725.00</b>	<b>-2,102.96</b>	<b>73,485.02</b>	<b>94,550.00</b>	<b>-21,064.98</b>	<b>143,250.00</b>
<b>Net Ordinary Income</b>	<b>-2,014.71</b>	<b>0.00</b>	<b>-2,014.71</b>	<b>-5,751.91</b>	<b>0.00</b>	<b>-5,751.91</b>	<b>0.00</b>
<b>Net Income</b>	<b>-2,014.71</b>	<b>0.00</b>	<b>-2,014.71</b>	<b>-5,751.91</b>	<b>0.00</b>	<b>-5,751.91</b>	<b>0.00</b>



### C-Street CID Sales Tax Receipts

MONTH	2012-13	2013-14	2014-15	2015-16	2016-17	2017-2018	2018-2019	2019-2020	2020-2021	2021-2022	2022-2023	Change	% Chg.
July	\$5,935	\$918	\$2,151	\$2,656	\$1,441	\$1,182	\$2,731	\$22	\$3,812	\$6,345	\$5,233	-\$1,112	-17.52%
Aug	\$3,796	\$3,445	\$4,160	\$3,028	\$5,352	\$3,717	\$5,358	\$70	\$6,642	\$9,613	\$7,832	-\$1,781	-18.53%
Sept	\$2,515	\$2,541	\$3,801	\$1,612	\$2,853	\$3,472	\$3,184	\$107	\$4,197	\$5,250	\$5,025	-\$225	-4.29%
Oct	\$267	\$961	\$1,471	\$1,245	\$1,380	\$2,216	\$2,640	\$0	\$3,125	\$5,491	\$4,920	-\$571	-10.40%
Nov	\$5,315	\$5,391	\$5,089	\$6,706	\$4,381	\$2,959	\$3,027	\$0	\$7,087	\$8,058	\$8,511	\$453	5.62%
Dec	\$2,105	\$940	\$2,445	\$2,760	\$2,824	\$3,816	\$4,481	\$0	\$3,429	\$6,138	\$5,962	-\$176	-2.86%
Jan	\$731	\$1,113	\$944	\$2,050	\$2,135	\$3,584	\$3,976	\$3	\$3,168	\$5,653	\$4,131	-\$1,523	-26.93%
Feb	\$2,748	\$4,257	\$4,314	\$3,403	\$4,604	\$3,907	\$7,376	\$0	\$6,560	\$10,551	\$7,607	-\$2,944	-27.90%
Mar	\$2,742	\$4,660	\$2,478	\$2,842	\$3,868	\$3,117	\$3,016	\$0	\$3,652	\$4,498			
April	\$890	\$2,106	\$1,649	\$2,239	\$1,464	\$4,179	\$2,702	\$0	\$4,040	\$6,260			
May	\$3,650	\$3,003	\$3,623	\$5,251	\$4,002	\$5,172	\$3,149	\$2,953	\$6,517	\$9,661			
June	\$2,746	\$4,901	\$5,706	\$3,024	\$5,994	\$4,812	\$2,448	\$3,608	\$6,417	\$2,998			
<b>TOTAL</b>	<b>\$33,440</b>	<b>\$34,237</b>	<b>\$37,830</b>	<b>\$36,815</b>	<b>\$40,299</b>	<b>\$42,134</b>	<b>\$44,088</b>	<b>\$6,764</b>	<b>\$58,645</b>	<b>\$80,516</b>	<b>\$49,220</b>	<b>-\$7,878</b>	<b>-13.80%</b>



Sales Tax Receipts received after 3/31/19 are residual funds from prior tax rate.  
Sales Tax Receipts received after 4/30/20 are reflective of the new tax rate.

**C-STREET CID**  
**Balance Sheet**  
As of March 31, 2023

	<u>Mar 31, 23</u>
<b>ASSETS</b>	
Current Assets	
Checking/Savings	
10101 · Operating	39,800.00
Total Checking/Savings	39,800.00
Accounts Receivable	
11000 · Accounts Receivable	8,675.93
Total Accounts Receivable	8,675.93
Total Current Assets	48,475.93
<b>TOTAL ASSETS</b>	<b>48,475.93</b>
<b>LIABILITIES &amp; EQUITY</b>	
Liabilities	
Current Liabilities	
Accounts Payable	
23000 · Accounts Payable	2,461.45
Total Accounts Payable	2,461.45
Total Current Liabilities	2,461.45
Total Liabilities	2,461.45
Equity	
31105 · Renewal Reserve - Designated	3,507.00
32000 · Unrestricted Net Assets	46,988.85
Net Income	-4,481.37
Total Equity	46,014.48
<b>TOTAL LIABILITIES &amp; EQUITY</b>	<b>48,475.93</b>

**C-STREET CID**  
**Profit & Loss MTH & FYTD**  
**March 2023**

	Mar 23	Jul '22 - Mar 23
Ordinary Income/Expense		
Income		
43400 · Direct Public Support		
43415 · SALES TAX REVENUE (.5%)	8,453.88	55,914.63
43420 · USE TAX REVENUE	222.05	1,981.52
43600 · Other Contributions	0.00	18,512.89
<b>Total 43400 · Direct Public Support</b>	<b>8,675.93</b>	<b>76,409.04</b>
<b>Total Income</b>	<b>8,675.93</b>	<b>76,409.04</b>
Expense		
62800 · District Maintenance		
62801 · Snow & Trash Removal	458.15	4,504.45
62803 · Landscaping	461.22	9,917.22
62870 · Maintenance Supplies	27.03	2,303.06
62900 · Security	75.00	614.52
<b>Total 62800 · District Maintenance</b>	<b>1,021.40</b>	<b>17,339.25</b>
64000 · District Promotion		
64100 · District Advertising		
64110 · Print Advertising	225.00	6,014.52
64120 · TV Advertising	0.00	6,028.75
64130 · Radio Advertising	393.30	3,317.40
64190 · Other Advertising	800.00	864.86
<b>Total 64100 · District Advertising</b>	<b>1,418.30</b>	<b>16,225.53</b>
64500 · Event/Project Support		
64530 · Culturefest	0.00	1,000.00
64590 · Other Events/Projects	2,000.00	8,000.00
<b>Total 64500 · Event/Project Support</b>	<b>2,000.00</b>	<b>9,000.00</b>
64610 · Holiday Decorations	0.00	3,600.00
64710 · Special Occasions	0.00	500.70
64810 · Signage	110.89	484.39
64910 · Website	150.00	13,911.00
<b>Total 64000 · District Promotion</b>	<b>3,679.19</b>	<b>43,721.62</b>
65000 · Operations		
65005 · Accounting Fees	375.00	2,850.00
65015 · Dues & Subscriptions	0.00	250.00
65025 · Licenses & Fees	166.00	410.00
65040 · Office Expense	246.80	835.44
65060 · Postage, Mailing Service	0.00	120.00
65065 · Printing and Copying	0.00	31.10
<b>Total 65000 · Operations</b>	<b>787.80</b>	<b>4,496.54</b>
65100 · Other Expenses		
65180 · Renewal Reserve	167.00	1,503.00
<b>Total 65100 · Other Expenses</b>	<b>167.00</b>	<b>1,503.00</b>
66000 · Payroll Expenses		
66030 · Other Payroll Expenses	1,750.00	13,830.00
<b>Total 66000 · Payroll Expenses</b>	<b>1,750.00</b>	<b>13,830.00</b>
<b>Total Expense</b>	<b>7,405.39</b>	<b>80,890.41</b>
<b>Net Ordinary Income</b>	<b>1,270.54</b>	<b>-4,481.37</b>
<b>Net Income</b>	<b>1,270.54</b>	<b>-4,481.37</b>

**C-STREET CID**  
**Profit & Loss Budget Performance**  
**March 2023**

04/11/23

Accrual Basis

	Mar 23	Budget	\$ Over Budget	Jul '22 - Mar 23	YTD Budget	\$ Over Budget	Annual Budget
<b>Ordinary Income/Expense</b>							
<b>Income</b>							
43400 · Direct Public Support							
43415 · SALES TAX REVENUE (.5%)	8,453.88	5,600.00	2,853.88	55,914.63	50,800.00	5,114.63	67,600.00
43420 · USE TAX REVENUE	222.05	300.00	-77.95	1,981.52	2,750.00	-768.48	3,650.00
43600 · Other Contributions	0.00			18,512.89			
<b>Total 43400 · Direct Public Support</b>	<b>8,675.93</b>	<b>5,900.00</b>	<b>2,775.93</b>	<b>76,409.04</b>	<b>53,550.00</b>	<b>22,859.04</b>	<b>71,250.00</b>
49000 · Appropriation of Fund Reserve	0.00	5,775.00	-5,775.00	0.00	52,675.00	-52,675.00	72,000.00
<b>Total Income</b>	<b>8,675.93</b>	<b>11,675.00</b>	<b>-2,999.07</b>	<b>76,409.04</b>	<b>106,225.00</b>	<b>-29,815.96</b>	<b>143,250.00</b>
<b>Expense</b>							
62800 · District Maintenance							
62801 · Snow & Trash Removal	458.15	400.00	58.15	4,504.45	3,600.00	904.45	4,800.00
62803 · Landscaping	461.22	1,600.00	-1,138.78	9,917.22	14,400.00	-4,482.78	19,200.00
62870 · Maintenance Supplies	27.03	0.00	27.03	2,303.06	500.00	1,803.06	500.00
62890 · Street Fixtures	0.00	975.00	-975.00	0.00	8,825.00	-8,825.00	11,750.00
62900 · Security	75.00			614.52	0.00	614.52	0.00
<b>Total 62800 · District Maintenance</b>	<b>1,021.40</b>	<b>2,975.00</b>	<b>-1,953.60</b>	<b>17,339.25</b>	<b>27,325.00</b>	<b>-9,985.75</b>	<b>36,250.00</b>
64000 · District Promotion							
64100 · District Advertising							
64110 · Print Advertising	225.00	750.00	-525.00	6,014.52	6,750.00	-735.48	9,000.00
64120 · TV Advertising	0.00	500.00	-500.00	6,028.75	4,500.00	1,528.75	6,000.00
64130 · Radio Advertising	393.30	500.00	-106.70	3,317.40	4,500.00	-1,182.60	6,000.00
64140 · Online Advertising	0.00	100.00	-100.00	0.00	900.00	-900.00	1,200.00
64190 · Other Advertising	800.00	400.00	400.00	864.86	3,600.00	-2,735.14	4,800.00
<b>Total 64100 · District Advertising</b>	<b>1,418.30</b>	<b>2,250.00</b>	<b>-831.70</b>	<b>16,225.53</b>	<b>20,250.00</b>	<b>-4,024.47</b>	<b>27,000.00</b>
64500 · Event/Project Support							
64530 · Culturefest	0.00			1,000.00	0.00	1,000.00	0.00
64590 · Other Events/Projects	2,000.00	975.00	1,025.00	8,000.00	8,775.00	-775.00	11,700.00
<b>Total 64500 · Event/Project Support</b>	<b>2,000.00</b>	<b>975.00</b>	<b>1,025.00</b>	<b>9,000.00</b>	<b>8,775.00</b>	<b>225.00</b>	<b>11,700.00</b>
64610 · Holiday Decorations	0.00	1,250.00	-1,250.00	3,600.00	11,250.00	-7,650.00	15,000.00
64710 · Special Occasions	0.00	0.00	0.00	500.70	0.00	500.70	0.00
64810 · Signage	110.89			484.39	0.00	484.39	0.00
64910 · Website	150.00	1,350.00	-1,200.00	13,911.00	12,250.00	1,661.00	16,300.00
<b>Total 64000 · District Promotion</b>	<b>3,679.19</b>	<b>5,825.00</b>	<b>-2,145.81</b>	<b>43,721.62</b>	<b>52,525.00</b>	<b>-8,803.38</b>	<b>70,000.00</b>
65000 · Operations							
65005 · Accounting Fees	375.00	300.00	75.00	2,850.00	2,700.00	150.00	3,600.00
65015 · Dues & Subscriptions	0.00	0.00	0.00	250.00	0.00	250.00	0.00
65025 · Licenses & Fees	166.00	0.00	166.00	410.00	0.00	410.00	0.00
65040 · Office Expense	246.80	75.00	171.80	835.44	675.00	160.44	900.00
65060 · Postage, Mailing Service	0.00			120.00	0.00	120.00	0.00
65065 · Printing and Copying	0.00			31.10			
<b>Total 65000 · Operations</b>	<b>787.80</b>	<b>375.00</b>	<b>412.80</b>	<b>4,496.54</b>	<b>3,375.00</b>	<b>1,121.54</b>	<b>4,500.00</b>

**C-STREET CID**  
**Profit & Loss Budget Performance**  
**March 2023**

04/11/23

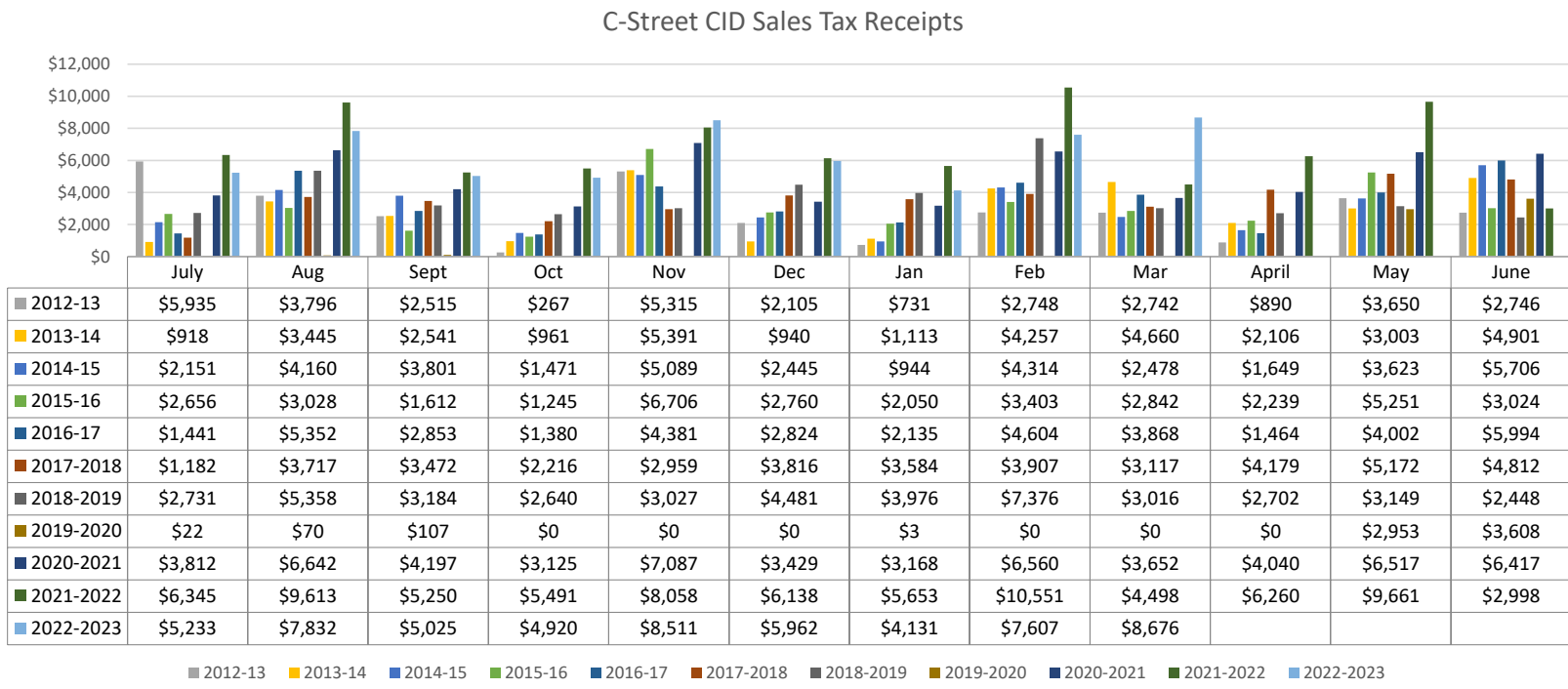
Accrual Basis

	Mar 23	Budget	\$ Over Budget	Jul '22 - Mar 23	YTD Budget	\$ Over Budget	Annual Budget
65100 · Other Expenses							
65120 · Insurance - Liability, D and O	0.00	0.00	0.00	0.00	0.00	0.00	2,000.00
65180 · Renewal Reserve	167.00			1,503.00	0.00	1,503.00	0.00
65190 · Other Costs	0.00	450.00	-450.00	0.00	4,150.00	-4,150.00	5,500.00
<b>Total 65100 · Other Expenses</b>	<b>167.00</b>	<b>450.00</b>	<b>-283.00</b>	<b>1,503.00</b>	<b>4,150.00</b>	<b>-2,647.00</b>	<b>7,500.00</b>
66000 · Payroll Expenses							
66030 · Other Payroll Expenses	1,750.00	2,050.00	-300.00	13,830.00	18,850.00	-5,020.00	25,000.00
<b>Total 66000 · Payroll Expenses</b>	<b>1,750.00</b>	<b>2,050.00</b>	<b>-300.00</b>	<b>13,830.00</b>	<b>18,850.00</b>	<b>-5,020.00</b>	<b>25,000.00</b>
<b>Total Expense</b>	<b>7,405.39</b>	<b>11,675.00</b>	<b>-4,269.61</b>	<b>80,890.41</b>	<b>106,225.00</b>	<b>-25,334.59</b>	<b>143,250.00</b>
<b>Net Ordinary Income</b>	<b>1,270.54</b>	<b>0.00</b>	<b>1,270.54</b>	<b>-4,481.37</b>	<b>0.00</b>	<b>-4,481.37</b>	<b>0.00</b>
<b>Net Income</b>	<b>1,270.54</b>	<b>0.00</b>	<b>1,270.54</b>	<b>-4,481.37</b>	<b>0.00</b>	<b>-4,481.37</b>	<b>0.00</b>



### C-Street CID Sales Tax Receipts

MONTH	2012-13	2013-14	2014-15	2015-16	2016-17	2017-2018	2018-2019	2019-2020	2020-2021	2021-2022	2022-2023	Change	% Chg.
July	\$5,935	\$918	\$2,151	\$2,656	\$1,441	\$1,182	\$2,731	\$22	\$3,812	\$6,345	\$5,233	-\$1,112	-17.52%
Aug	\$3,796	\$3,445	\$4,160	\$3,028	\$5,352	\$3,717	\$5,358	\$70	\$6,642	\$9,613	\$7,832	-\$1,781	-18.53%
Sept	\$2,515	\$2,541	\$3,801	\$1,612	\$2,853	\$3,472	\$3,184	\$107	\$4,197	\$5,250	\$5,025	-\$225	-4.29%
Oct	\$267	\$961	\$1,471	\$1,245	\$1,380	\$2,216	\$2,640	\$0	\$3,125	\$5,491	\$4,920	-\$571	-10.40%
Nov	\$5,315	\$5,391	\$5,089	\$6,706	\$4,381	\$2,959	\$3,027	\$0	\$7,087	\$8,058	\$8,511	\$453	5.62%
Dec	\$2,105	\$940	\$2,445	\$2,760	\$2,824	\$3,816	\$4,481	\$0	\$3,429	\$6,138	\$5,962	-\$176	-2.86%
Jan	\$731	\$1,113	\$944	\$2,050	\$2,135	\$3,584	\$3,976	\$3	\$3,168	\$5,653	\$4,131	-\$1,523	-26.93%
Feb	\$2,748	\$4,257	\$4,314	\$3,403	\$4,604	\$3,907	\$7,376	\$0	\$6,560	\$10,551	\$7,607	-\$2,944	-27.90%
Mar	\$2,742	\$4,660	\$2,478	\$2,842	\$3,868	\$3,117	\$3,016	\$0	\$3,652	\$4,498	\$8,676	\$4,177	92.86%
April	\$890	\$2,106	\$1,649	\$2,239	\$1,464	\$4,179	\$2,702	\$0	\$4,040	\$6,260			
May	\$3,650	\$3,003	\$3,623	\$5,251	\$4,002	\$5,172	\$3,149	\$2,953	\$6,517	\$9,661			
June	\$2,746	\$4,901	\$5,706	\$3,024	\$5,994	\$4,812	\$2,448	\$3,608	\$6,417	\$2,998			
<b>TOTAL</b>	<b>\$33,440</b>	<b>\$34,237</b>	<b>\$37,830</b>	<b>\$36,815</b>	<b>\$40,299</b>	<b>\$42,134</b>	<b>\$44,088</b>	<b>\$6,764</b>	<b>\$58,645</b>	<b>\$80,516</b>	<b>\$57,896</b>	<b>-\$3,701</b>	<b>-6.01%</b>



Sales Tax Receipts received after 3/31/19 are residual funds from prior tax rate.  
 Sales Tax Receipts received after 4/30/20 are reflective of the new tax rate.

**C-STREET CID**  
**Balance Sheet**  
As of April 30, 2023

	<u>Apr 30, 23</u>
<b>ASSETS</b>	
<b>Current Assets</b>	
<b>Checking/Savings</b>	
10101 · Operating	44,129.48
<b>Total Checking/Savings</b>	44,129.48
<b>Accounts Receivable</b>	
11000 · Accounts Receivable	4,454.52
<b>Total Accounts Receivable</b>	4,454.52
<b>Total Current Assets</b>	48,584.00
<b>TOTAL ASSETS</b>	<b>48,584.00</b>
<b>LIABILITIES &amp; EQUITY</b>	
<b>Liabilities</b>	
<b>Current Liabilities</b>	
<b>Accounts Payable</b>	
23000 · Accounts Payable	1,777.25
<b>Total Accounts Payable</b>	1,777.25
<b>Total Current Liabilities</b>	1,777.25
<b>Total Liabilities</b>	1,777.25
<b>Equity</b>	
31105 · Renewal Reserve - Designated	3,674.00
32000 · Unrestricted Net Assets	46,988.85
Net Income	-3,856.10
<b>Total Equity</b>	46,806.75
<b>TOTAL LIABILITIES &amp; EQUITY</b>	<b>48,584.00</b>

**C-STREET CID**  
**Profit & Loss MTH & FYTD**  
**April 2023**

	Apr 23	Jul '22 - Apr 23
<b>Ordinary Income/Expense</b>		
<b>Income</b>		
43400 · Direct Public Support		
43415 · SALES TAX REVENUE (.5%)	4,282.60	60,197.23
43420 · USE TAX REVENUE	171.92	2,153.44
43600 · Other Contributions	0.00	18,512.89
<b>Total 43400 · Direct Public Support</b>	<b>4,454.52</b>	<b>80,863.56</b>
<b>Total Income</b>	<b>4,454.52</b>	<b>80,863.56</b>
<b>Expense</b>		
62800 · District Maintenance		
62801 · Snow & Trash Removal	478.15	4,982.60
62803 · Landscaping	2,000.00	11,917.22
62870 · Maintenance Supplies	0.00	2,303.06
62900 · Security	75.00	689.52
<b>Total 62800 · District Maintenance</b>	<b>2,553.15</b>	<b>19,892.40</b>
64000 · District Promotion		
64100 · District Advertising		
64110 · Print Advertising	225.00	6,239.52
64120 · TV Advertising	0.00	6,028.75
64130 · Radio Advertising	359.10	3,676.50
64190 · Other Advertising	0.00	864.86
<b>Total 64100 · District Advertising</b>	<b>584.10</b>	<b>16,809.63</b>
64500 · Event/Project Support		
64530 · Culturefest	0.00	1,000.00
64590 · Other Events/Projects	0.00	8,000.00
<b>Total 64500 · Event/Project Support</b>	<b>0.00</b>	<b>9,000.00</b>
64610 · Holiday Decorations	0.00	3,600.00
64710 · Special Occasions	0.00	500.70
64810 · Signage	0.00	484.39
64910 · Website	150.00	14,061.00
<b>Total 64000 · District Promotion</b>	<b>734.10</b>	<b>44,455.72</b>
65000 · Operations		
65005 · Accounting Fees	375.00	3,225.00
65015 · Dues & Subscriptions	0.00	250.00
65025 · Licenses & Fees	0.00	410.00
65040 · Office Expense	0.00	835.44
65060 · Postage, Mailing Service	0.00	120.00
65065 · Printing and Copying	0.00	31.10
<b>Total 65000 · Operations</b>	<b>375.00</b>	<b>4,871.54</b>
65100 · Other Expenses		
65180 · Renewal Reserve	167.00	1,670.00
<b>Total 65100 · Other Expenses</b>	<b>167.00</b>	<b>1,670.00</b>
66000 · Payroll Expenses		
66030 · Other Payroll Expenses	0.00	13,830.00
<b>Total 66000 · Payroll Expenses</b>	<b>0.00</b>	<b>13,830.00</b>
<b>Total Expense</b>	<b>3,829.25</b>	<b>84,719.66</b>
<b>Net Ordinary Income</b>	<b>625.27</b>	<b>-3,856.10</b>
<b>Net Income</b>	<b>625.27</b>	<b>-3,856.10</b>

05/09/23

Accrual Basis

## C-STREET CID Profit & Loss Budget Performance April 2023

	Apr 23	Budget	\$ Over Budget	Jul '22 - Apr 23	YTD Budget	\$ Over Budget	Annual Budget
<b>Ordinary Income/Expense</b>							
<b>Income</b>							
43400 · Direct Public Support							
43415 · SALES TAX REVENUE (.5%)	4,282.60	5,600.00	-1,317.40	60,197.23	56,400.00	3,797.23	67,600.00
43420 · USE TAX REVENUE	171.92	300.00	-128.08	2,153.44	3,050.00	-896.56	3,650.00
43600 · Other Contributions	0.00			18,512.89			
<b>Total 43400 · Direct Public Support</b>	4,454.52	5,900.00	-1,445.48	80,863.56	59,450.00	21,413.56	71,250.00
49000 · Appropriation of Fund Reserve	0.00	5,775.00	-5,775.00	0.00	58,450.00	-58,450.00	72,000.00
<b>Total Income</b>	4,454.52	11,675.00	-7,220.48	80,863.56	117,900.00	-37,036.44	143,250.00
<b>Expense</b>							
62800 · District Maintenance							
62801 · Snow & Trash Removal	478.15	400.00	78.15	4,982.60	4,000.00	982.60	4,800.00
62803 · Landscaping	2,000.00	1,600.00	400.00	11,917.22	16,000.00	-4,082.78	19,200.00
62870 · Maintenance Supplies	0.00	0.00	0.00	2,303.06	500.00	1,803.06	500.00
62890 · Street Fixtures	0.00	975.00	-975.00	0.00	9,800.00	-9,800.00	11,750.00
62900 · Security	75.00			689.52	0.00	689.52	0.00
<b>Total 62800 · District Maintenance</b>	2,553.15	2,975.00	-421.85	19,892.40	30,300.00	-10,407.60	36,250.00
64000 · District Promotion							
64100 · District Advertising							
64110 · Print Advertising	225.00	750.00	-525.00	6,239.52	7,500.00	-1,260.48	9,000.00
64120 · TV Advertising	0.00	500.00	-500.00	6,028.75	5,000.00	1,028.75	6,000.00
64130 · Radio Advertising	359.10	500.00	-140.90	3,676.50	5,000.00	-1,323.50	6,000.00
64140 · Online Advertising	0.00	100.00	-100.00	0.00	1,000.00	-1,000.00	1,200.00
64190 · Other Advertising	0.00	400.00	-400.00	864.86	4,000.00	-3,135.14	4,800.00
<b>Total 64100 · District Advertising</b>	584.10	2,250.00	-1,665.90	16,809.63	22,500.00	-5,690.37	27,000.00
64500 · Event/Project Support							
64530 · Culturefest	0.00			1,000.00	0.00	1,000.00	0.00
64590 · Other Events/Projects	0.00	975.00	-975.00	8,000.00	9,750.00	-1,750.00	11,700.00
<b>Total 64500 · Event/Project Support</b>	0.00	975.00	-975.00	9,000.00	9,750.00	-750.00	11,700.00
64610 · Holiday Decorations	0.00	1,250.00	-1,250.00	3,600.00	12,500.00	-8,900.00	15,000.00
64710 · Special Occasions	0.00	0.00	0.00	500.70	0.00	500.70	0.00
64810 · Signage	0.00			484.39	0.00	484.39	0.00
64910 · Website	150.00	1,350.00	-1,200.00	14,061.00	13,600.00	461.00	16,300.00
<b>Total 64000 · District Promotion</b>	734.10	5,825.00	-5,090.90	44,455.72	58,350.00	-13,894.28	70,000.00
65000 · Operations							
65005 · Accounting Fees	375.00	300.00	75.00	3,225.00	3,000.00	225.00	3,600.00
65015 · Dues & Subscriptions	0.00	0.00	0.00	250.00	0.00	250.00	0.00
65025 · Licenses & Fees	0.00	0.00	0.00	410.00	0.00	410.00	0.00
65040 · Office Expense	0.00	75.00	-75.00	835.44	750.00	85.44	900.00
65060 · Postage, Mailing Service	0.00			120.00	0.00	120.00	0.00
65065 · Printing and Copying	0.00			31.10			
<b>Total 65000 · Operations</b>	375.00	375.00	0.00	4,871.54	3,750.00	1,121.54	4,500.00

05/09/23

Accrual Basis

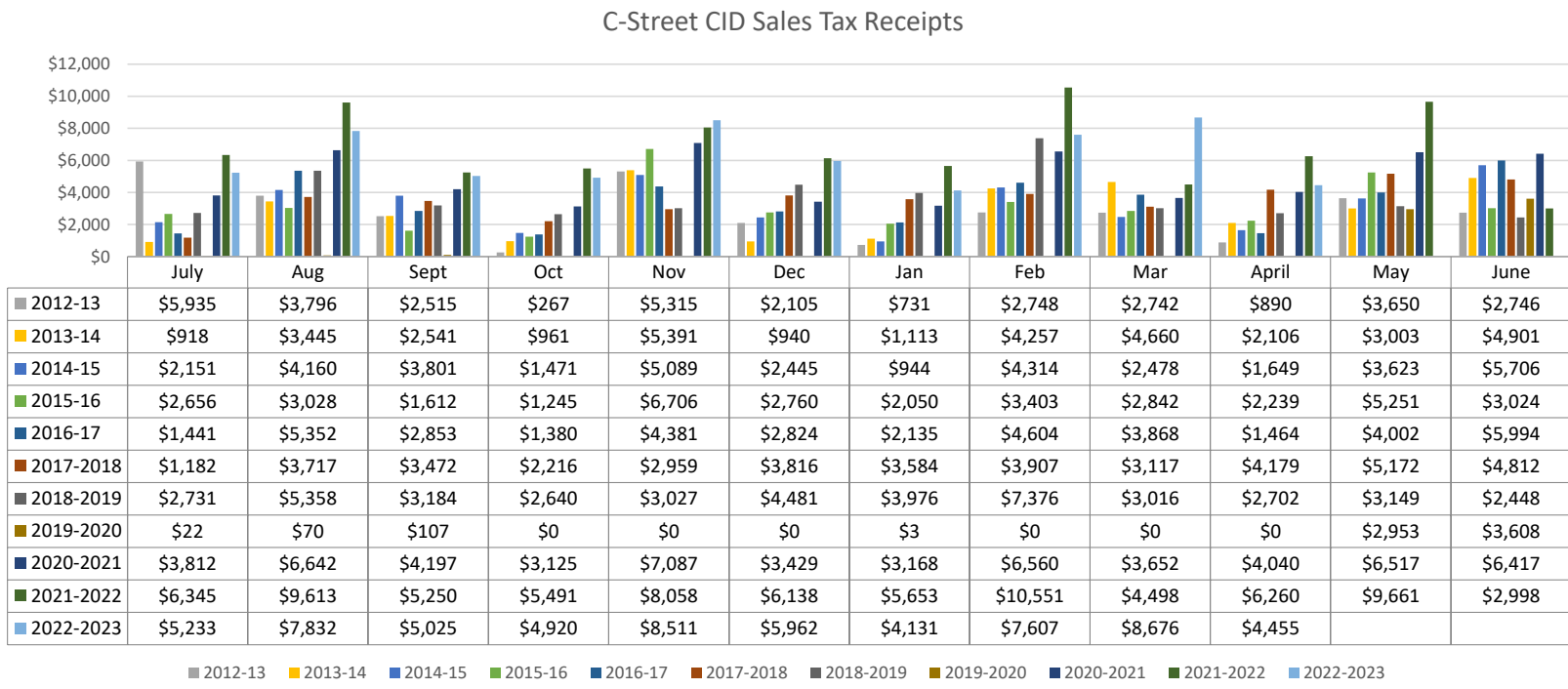
## C-STREET CID Profit & Loss Budget Performance April 2023

	Apr 23	Budget	\$ Over Budget	Jul '22 - Apr 23	YTD Budget	\$ Over Budget	Annual Budget
<b>65100 · Other Expenses</b>							
65120 · Insurance - Liability, D and O	0.00	0.00	0.00	0.00	0.00	0.00	2,000.00
65180 · Renewal Reserve	167.00			1,670.00	0.00	1,670.00	0.00
65190 · Other Costs	0.00	450.00	-450.00	0.00	4,600.00	-4,600.00	5,500.00
<b>Total 65100 · Other Expenses</b>	167.00	450.00	-283.00	1,670.00	4,600.00	-2,930.00	7,500.00
<b>66000 · Payroll Expenses</b>							
66030 · Other Payroll Expenses	0.00	2,050.00	-2,050.00	13,830.00	20,900.00	-7,070.00	25,000.00
<b>Total 66000 · Payroll Expenses</b>	0.00	2,050.00	-2,050.00	13,830.00	20,900.00	-7,070.00	25,000.00
<b>Total Expense</b>	3,829.25	11,675.00	-7,845.75	84,719.66	117,900.00	-33,180.34	143,250.00
<b>Net Ordinary Income</b>	625.27	0.00	625.27	-3,856.10	0.00	-3,856.10	0.00
<b>Net Income</b>	<b>625.27</b>	<b>0.00</b>	<b>625.27</b>	<b>-3,856.10</b>	<b>0.00</b>	<b>-3,856.10</b>	<b>0.00</b>



### C-Street CID Sales Tax Receipts

MONTH	2012-13	2013-14	2014-15	2015-16	2016-17	2017-2018	2018-2019	2019-2020	2020-2021	2021-2022	2022-2023	Change	% Chg.
July	\$5,935	\$918	\$2,151	\$2,656	\$1,441	\$1,182	\$2,731	\$22	\$3,812	\$6,345	\$5,233	-\$1,112	-17.52%
Aug	\$3,796	\$3,445	\$4,160	\$3,028	\$5,352	\$3,717	\$5,358	\$70	\$6,642	\$9,613	\$7,832	-\$1,781	-18.53%
Sept	\$2,515	\$2,541	\$3,801	\$1,612	\$2,853	\$3,472	\$3,184	\$107	\$4,197	\$5,250	\$5,025	-\$225	-4.29%
Oct	\$267	\$961	\$1,471	\$1,245	\$1,380	\$2,216	\$2,640	\$0	\$3,125	\$5,491	\$4,920	-\$571	-10.40%
Nov	\$5,315	\$5,391	\$5,089	\$6,706	\$4,381	\$2,959	\$3,027	\$0	\$7,087	\$8,058	\$8,511	\$453	5.62%
Dec	\$2,105	\$940	\$2,445	\$2,760	\$2,824	\$3,816	\$4,481	\$0	\$3,429	\$6,138	\$5,962	-\$176	-2.86%
Jan	\$731	\$1,113	\$944	\$2,050	\$2,135	\$3,584	\$3,976	\$3	\$3,168	\$5,653	\$4,131	-\$1,523	-26.93%
Feb	\$2,748	\$4,257	\$4,314	\$3,403	\$4,604	\$3,907	\$7,376	\$0	\$6,560	\$10,551	\$7,607	-\$2,944	-27.90%
Mar	\$2,742	\$4,660	\$2,478	\$2,842	\$3,868	\$3,117	\$3,016	\$0	\$3,652	\$4,498	\$8,676	\$4,177	92.86%
April	\$890	\$2,106	\$1,649	\$2,239	\$1,464	\$4,179	\$2,702	\$0	\$4,040	\$6,260	\$4,455	-\$1,806	-28.84%
May	\$3,650	\$3,003	\$3,623	\$5,251	\$4,002	\$5,172	\$3,149	\$2,953	\$6,517	\$9,661			
June	\$2,746	\$4,901	\$5,706	\$3,024	\$5,994	\$4,812	\$2,448	\$3,608	\$6,417	\$2,998			
<b>TOTAL</b>	<b>\$33,440</b>	<b>\$34,237</b>	<b>\$37,830</b>	<b>\$36,815</b>	<b>\$40,299</b>	<b>\$42,134</b>	<b>\$44,088</b>	<b>\$6,764</b>	<b>\$58,645</b>	<b>\$80,516</b>	<b>\$62,351</b>	<b>-\$5,506</b>	<b>-8.11%</b>



Sales Tax Receipts received after 3/31/19 are residual funds from prior tax rate.  
Sales Tax Receipts received after 4/30/20 are reflective of the new tax rate.

**C-STREET CID**  
**Balance Sheet**  
As of May 31, 2023

06/08/23  
Accrual Basis

	<u>May 31, 23</u>
<b>ASSETS</b>	
Current Assets	
Checking/Savings	
10101 · Operating	45,958.39
Total Checking/Savings	45,958.39
Accounts Receivable	
11000 · Accounts Receivable	7,316.93
Total Accounts Receivable	7,316.93
Total Current Assets	53,275.32
<b>TOTAL ASSETS</b>	<b><u>53,275.32</u></b>
<b>LIABILITIES &amp; EQUITY</b>	
Liabilities	
Current Liabilities	
Accounts Payable	
23000 · Accounts Payable	2,981.45
Total Accounts Payable	2,981.45
Total Current Liabilities	2,981.45
Total Liabilities	2,981.45
Equity	
31105 · Renewal Reserve - Designated	3,841.00
32000 · Unrestricted Net Assets	46,988.85
Net Income	-535.98
Total Equity	50,293.87
<b>TOTAL LIABILITIES &amp; EQUITY</b>	<b><u>53,275.32</u></b>

**C-STREET CID**

**Profit & Loss MTH & FYTD**

**May 2023**

06/08/23

Accrual Basis

	<u>May 23</u>	<u>Jul '22 - May 23</u>
<b>Ordinary Income/Expense</b>		
<b>Income</b>		
43400 · Direct Public Support		
43415 · SALES TAX REVENUE (.5%)	7,081.47	67,278.70
43420 · USE TAX REVENUE	235.46	2,388.90
43600 · Other Contributions	1,487.11	20,000.00
	<hr/>	<hr/>
<b>Total 43400 · Direct Public Support</b>	8,804.04	89,667.60
	<hr/>	<hr/>
<b>Total Income</b>	8,804.04	89,667.60
<b>Expense</b>		
62800 · District Maintenance		
62801 · Snow & Trash Removal	518.15	5,500.75
62803 · Landscaping	0.00	11,917.22
62870 · Maintenance Supplies	0.00	2,303.06
62900 · Security	75.00	764.52
	<hr/>	<hr/>
<b>Total 62800 · District Maintenance</b>	593.15	20,485.55
64000 · District Promotion		
64100 · District Advertising		
64110 · Print Advertising	225.00	6,464.52
64120 · TV Advertising	0.00	6,028.75
64130 · Radio Advertising	393.30	4,069.80
64190 · Other Advertising	0.00	864.86
	<hr/>	<hr/>
<b>Total 64100 · District Advertising</b>	618.30	17,427.93
64500 · Event/Project Support		
64530 · Culturefest	0.00	1,000.00
64590 · Other Events/Projects	0.00	8,000.00
	<hr/>	<hr/>
<b>Total 64500 · Event/Project Support</b>	0.00	9,000.00
64610 · Holiday Decorations	0.00	3,600.00
64710 · Special Occasions	0.00	500.70
64810 · Signage	0.00	484.39
64910 · Website	0.00	14,061.00
	<hr/>	<hr/>
<b>Total 64000 · District Promotion</b>	618.30	45,074.02
65000 · Operations		
65005 · Accounting Fees	375.00	3,600.00
65015 · Dues & Subscriptions	0.00	250.00
65025 · Licenses & Fees	0.00	410.00
65040 · Office Expense	100.47	935.91
65060 · Postage, Mailing Service	0.00	120.00
65065 · Printing and Copying	0.00	31.10
	<hr/>	<hr/>
<b>Total 65000 · Operations</b>	475.47	5,347.01
65100 · Other Expenses		
65180 · Renewal Reserve	167.00	1,837.00
	<hr/>	<hr/>
<b>Total 65100 · Other Expenses</b>	167.00	1,837.00
66000 · Payroll Expenses		
66030 · Other Payroll Expenses	2,270.00	17,460.00
	<hr/>	<hr/>
<b>Total 66000 · Payroll Expenses</b>	2,270.00	17,460.00
	<hr/>	<hr/>
<b>Total Expense</b>	4,123.92	90,203.58
	<hr/>	<hr/>
<b>Net Ordinary Income</b>	4,680.12	-535.98
	<hr/>	<hr/>
<b>Net Income</b>	<u>4,680.12</u>	<u>-535.98</u>

06/08/23

Accrual Basis

## C-STREET CID Profit & Loss Budget Performance May 2023

	May 23	Budget	\$ Over Budget	Jul '22 - May 23	YTD Budget	\$ Over Budget	Annual Budget
<b>Ordinary Income/Expense</b>							
<b>Income</b>							
43400 · Direct Public Support							
43415 · SALES TAX REVENUE (.5%)	7,081.47	5,600.00	1,481.47	67,278.70	62,000.00	5,278.70	67,600.00
43420 · USE TAX REVENUE	235.46	300.00	-64.54	2,388.90	3,350.00	-961.10	3,650.00
43600 · Other Contributions	1,487.11			20,000.00			
<b>Total 43400 · Direct Public Support</b>	<b>8,804.04</b>	<b>5,900.00</b>	<b>2,904.04</b>	<b>89,667.60</b>	<b>65,350.00</b>	<b>24,317.60</b>	<b>71,250.00</b>
49000 · Appropriation of Fund Reserve	0.00	5,775.00	-5,775.00	0.00	64,225.00	-64,225.00	72,000.00
<b>Total Income</b>	<b>8,804.04</b>	<b>11,675.00</b>	<b>-2,870.96</b>	<b>89,667.60</b>	<b>129,575.00</b>	<b>-39,907.40</b>	<b>143,250.00</b>
<b>Expense</b>							
62800 · District Maintenance							
62801 · Snow & Trash Removal	518.15	400.00	118.15	5,500.75	4,400.00	1,100.75	4,800.00
62803 · Landscaping	0.00	1,600.00	-1,600.00	11,917.22	17,600.00	-5,682.78	19,200.00
62870 · Maintenance Supplies	0.00	0.00	0.00	2,303.06	500.00	1,803.06	500.00
62890 · Street Fixtures	0.00	975.00	-975.00	0.00	10,775.00	-10,775.00	11,750.00
62900 · Security	75.00	0.00	75.00	764.52	0.00	764.52	0.00
<b>Total 62800 · District Maintenance</b>	<b>593.15</b>	<b>2,975.00</b>	<b>-2,381.85</b>	<b>20,485.55</b>	<b>33,275.00</b>	<b>-12,789.45</b>	<b>36,250.00</b>
64000 · District Promotion							
64100 · District Advertising							
64110 · Print Advertising	225.00	750.00	-525.00	6,464.52	8,250.00	-1,785.48	9,000.00
64120 · TV Advertising	0.00	500.00	-500.00	6,028.75	5,500.00	528.75	6,000.00
64130 · Radio Advertising	393.30	500.00	-106.70	4,069.80	5,500.00	-1,430.20	6,000.00
64140 · Online Advertising	0.00	100.00	-100.00	0.00	1,100.00	-1,100.00	1,200.00
64190 · Other Advertising	0.00	400.00	-400.00	864.86	4,400.00	-3,535.14	4,800.00
<b>Total 64100 · District Advertising</b>	<b>618.30</b>	<b>2,250.00</b>	<b>-1,631.70</b>	<b>17,427.93</b>	<b>24,750.00</b>	<b>-7,322.07</b>	<b>27,000.00</b>
64500 · Event/Project Support							
64530 · Culturefest	0.00			1,000.00	0.00	1,000.00	0.00
64590 · Other Events/Projects	0.00	975.00	-975.00	8,000.00	10,725.00	-2,725.00	11,700.00
<b>Total 64500 · Event/Project Support</b>	<b>0.00</b>	<b>975.00</b>	<b>-975.00</b>	<b>9,000.00</b>	<b>10,725.00</b>	<b>-1,725.00</b>	<b>11,700.00</b>
64610 · Holiday Decorations	0.00	1,250.00	-1,250.00	3,600.00	13,750.00	-10,150.00	15,000.00
64710 · Special Occasions	0.00	0.00	0.00	500.70	0.00	500.70	0.00
64810 · Signage	0.00			484.39	0.00	484.39	0.00
64910 · Website	0.00	1,350.00	-1,350.00	14,061.00	14,950.00	-889.00	16,300.00
<b>Total 64000 · District Promotion</b>	<b>618.30</b>	<b>5,825.00</b>	<b>-5,206.70</b>	<b>45,074.02</b>	<b>64,175.00</b>	<b>-19,100.98</b>	<b>70,000.00</b>
65000 · Operations							
65005 · Accounting Fees	375.00	300.00	75.00	3,600.00	3,300.00	300.00	3,600.00
65015 · Dues & Subscriptions	0.00	0.00	0.00	250.00	0.00	250.00	0.00
65025 · Licenses & Fees	0.00	0.00	0.00	410.00	0.00	410.00	0.00
65040 · Office Expense	100.47	75.00	25.47	935.91	825.00	110.91	900.00
65060 · Postage, Mailing Service	0.00	0.00	0.00	120.00	0.00	120.00	0.00
65065 · Printing and Copying	0.00			31.10			
<b>Total 65000 · Operations</b>	<b>475.47</b>	<b>375.00</b>	<b>100.47</b>	<b>5,347.01</b>	<b>4,125.00</b>	<b>1,222.01</b>	<b>4,500.00</b>

06/08/23

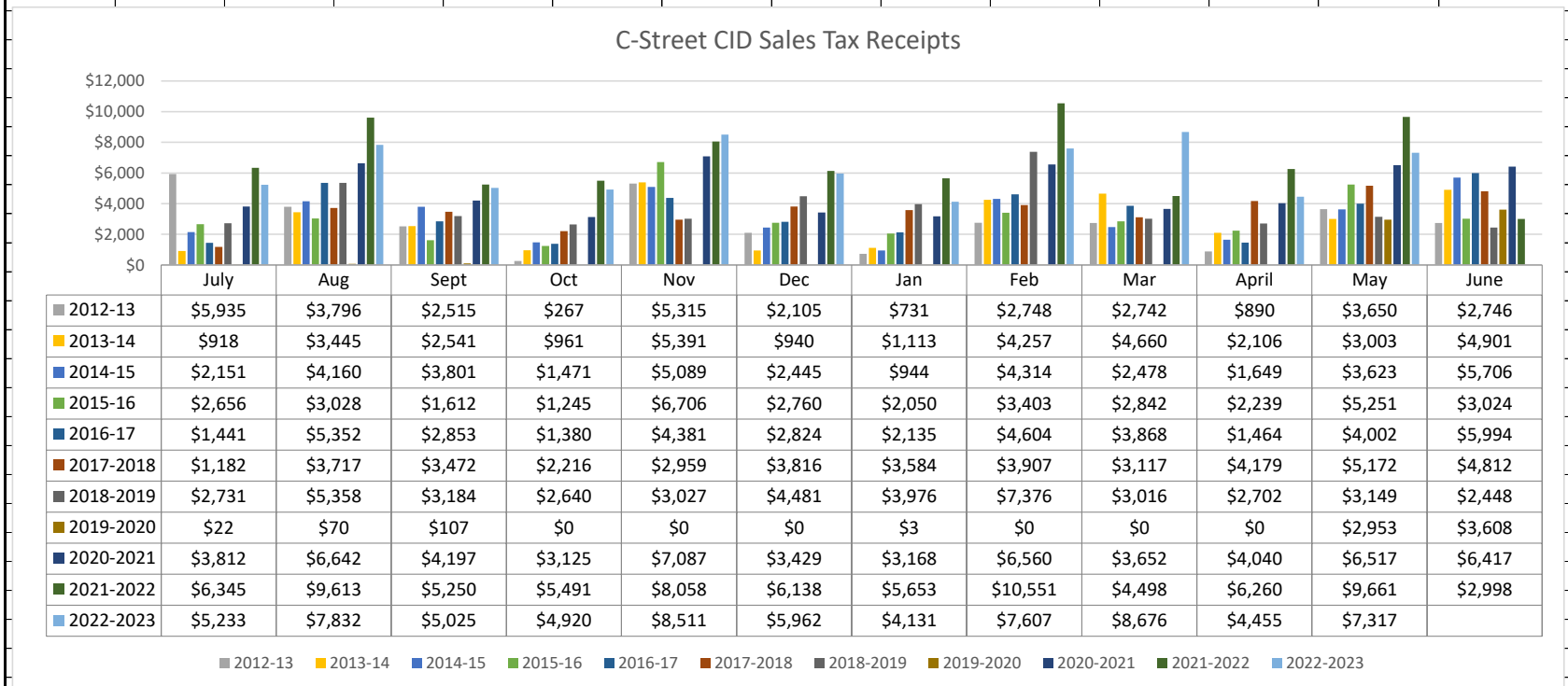
Accrual Basis

## C-STREET CID Profit & Loss Budget Performance May 2023

	May 23	Budget	\$ Over Budget	Jul '22 - May 23	YTD Budget	\$ Over Budget	Annual Budget
65100 · Other Expenses							
65120 · Insurance - Liability, D and O	0.00	0.00	0.00	0.00	0.00	0.00	2,000.00
65180 · Renewal Reserve	167.00	0.00	167.00	1,837.00	0.00	1,837.00	0.00
65190 · Other Costs	0.00	450.00	-450.00	0.00	5,050.00	-5,050.00	5,500.00
<b>Total 65100 · Other Expenses</b>	<b>167.00</b>	<b>450.00</b>	<b>-283.00</b>	<b>1,837.00</b>	<b>5,050.00</b>	<b>-3,213.00</b>	<b>7,500.00</b>
66000 · Payroll Expenses							
66030 · Other Payroll Expenses	2,270.00	2,050.00	220.00	17,460.00	22,950.00	-5,490.00	25,000.00
<b>Total 66000 · Payroll Expenses</b>	<b>2,270.00</b>	<b>2,050.00</b>	<b>220.00</b>	<b>17,460.00</b>	<b>22,950.00</b>	<b>-5,490.00</b>	<b>25,000.00</b>
<b>Total Expense</b>	<b>4,123.92</b>	<b>11,675.00</b>	<b>-7,551.08</b>	<b>90,203.58</b>	<b>129,575.00</b>	<b>-39,371.42</b>	<b>143,250.00</b>
<b>Net Ordinary Income</b>	<b>4,680.12</b>	<b>0.00</b>	<b>4,680.12</b>	<b>-535.98</b>	<b>0.00</b>	<b>-535.98</b>	<b>0.00</b>
<b>Net Income</b>	<b>4,680.12</b>	<b>0.00</b>	<b>4,680.12</b>	<b>-535.98</b>	<b>0.00</b>	<b>-535.98</b>	<b>0.00</b>

### C-Street CID Sales Tax Receipts

MONTH	2012-13	2013-14	2014-15	2015-16	2016-17	2017-2018	2018-2019	2019-2020	2020-2021	2021-2022	2022-2023	Change	% Chg.
July	\$5,935	\$918	\$2,151	\$2,656	\$1,441	\$1,182	\$2,731	\$22	\$3,812	\$6,345	\$5,233	-\$1,112	-17.52%
Aug	\$3,796	\$3,445	\$4,160	\$3,028	\$5,352	\$3,717	\$5,358	\$70	\$6,642	\$9,613	\$7,832	-\$1,781	-18.53%
Sept	\$2,515	\$2,541	\$3,801	\$1,612	\$2,853	\$3,472	\$3,184	\$107	\$4,197	\$5,250	\$5,025	-\$225	-4.29%
Oct	\$267	\$961	\$1,471	\$1,245	\$1,380	\$2,216	\$2,640	\$0	\$3,125	\$5,491	\$4,920	-\$571	-10.40%
Nov	\$5,315	\$5,391	\$5,089	\$6,706	\$4,381	\$2,959	\$3,027	\$0	\$7,087	\$8,058	\$8,511	\$453	5.62%
Dec	\$2,105	\$940	\$2,445	\$2,760	\$2,824	\$3,816	\$4,481	\$0	\$3,429	\$6,138	\$5,962	-\$176	-2.86%
Jan	\$731	\$1,113	\$944	\$2,050	\$2,135	\$3,584	\$3,976	\$3	\$3,168	\$5,653	\$4,131	-\$1,523	-26.93%
Feb	\$2,748	\$4,257	\$4,314	\$3,403	\$4,604	\$3,907	\$7,376	\$0	\$6,560	\$10,551	\$7,607	-\$2,944	-27.90%
Mar	\$2,742	\$4,660	\$2,478	\$2,842	\$3,868	\$3,117	\$3,016	\$0	\$3,652	\$4,498	\$8,676	\$4,177	92.86%
April	\$890	\$2,106	\$1,649	\$2,239	\$1,464	\$4,179	\$2,702	\$0	\$4,040	\$6,260	\$4,455	-\$1,806	-28.84%
May	\$3,650	\$3,003	\$3,623	\$5,251	\$4,002	\$5,172	\$3,149	\$2,953	\$6,517	\$9,661	\$7,317	-\$2,344	-24.26%
June	\$2,746	\$4,901	\$5,706	\$3,024	\$5,994	\$4,812	\$2,448	\$3,608	\$6,417	\$2,998			
<b>TOTAL</b>	<b>\$33,440</b>	<b>\$34,237</b>	<b>\$37,830</b>	<b>\$36,815</b>	<b>\$40,299</b>	<b>\$42,134</b>	<b>\$44,088</b>	<b>\$6,764</b>	<b>\$58,645</b>	<b>\$80,516</b>	<b>\$69,668</b>	<b>-\$7,850</b>	<b>-10.13%</b>



Sales Tax Receipts received after 3/31/19 are residual funds from prior tax rate.  
 Sales Tax Receipts received after 4/30/20 are reflective of the new tax rate.

**C-STREET CID**  
**Balance Sheet**  
As of June 30, 2023

	<u>Jun 30, 23</u>
<b>ASSETS</b>	
<b>Current Assets</b>	
<b>Checking/Savings</b>	
10101 · Operating	46,759.87
<b>Total Checking/Savings</b>	46,759.87
<b>Accounts Receivable</b>	
11000 · Accounts Receivable	8,043.22
<b>Total Accounts Receivable</b>	8,043.22
<b>Total Current Assets</b>	54,803.09
<b>TOTAL ASSETS</b>	<b>54,803.09</b>
<b>LIABILITIES &amp; EQUITY</b>	
<b>Liabilities</b>	
<b>Current Liabilities</b>	
<b>Accounts Payable</b>	
23000 · Accounts Payable	2,557.25
<b>Total Accounts Payable</b>	2,557.25
<b>Total Current Liabilities</b>	2,557.25
<b>Total Liabilities</b>	2,557.25
<b>Equity</b>	
31105 · Renewal Reserve - Designated	4,008.00
32000 · Unrestricted Net Assets	46,988.85
Net Income	1,248.99
<b>Total Equity</b>	52,245.84
<b>TOTAL LIABILITIES &amp; EQUITY</b>	<b>54,803.09</b>



**C-STREET CID**  
**Profit & Loss MTH & FYTD**  
June 2023

	Jun 23	Jul '22 - Jun 23
<b>Ordinary Income/Expense</b>		
<b>Income</b>		
43400 · Direct Public Support		
43415 · SALES TAX REVENUE (.5%)	7,648.02	74,926.72
43420 · USE TAX REVENUE	395.20	2,784.10
43600 · Other Contributions	0.00	20,000.00
<b>Total 43400 · Direct Public Support</b>	<b>8,043.22</b>	<b>97,710.82</b>
<b>Total Income</b>	<b>8,043.22</b>	<b>97,710.82</b>
<b>Expense</b>		
62800 · District Maintenance		
62801 · Snow & Trash Removal	478.15	5,978.90
62803 · Landscaping	900.00	12,817.22
62870 · Maintenance Supplies	0.00	2,303.06
62900 · Security	75.00	839.52
<b>Total 62800 · District Maintenance</b>	<b>1,453.15</b>	<b>21,938.70</b>
64000 · District Promotion		
64100 · District Advertising		
64110 · Print Advertising	225.00	6,689.52
64120 · TV Advertising	0.00	6,028.75
64130 · Radio Advertising	359.10	4,428.90
64190 · Other Advertising	0.00	864.86
<b>Total 64100 · District Advertising</b>	<b>584.10</b>	<b>18,012.03</b>
64500 · Event/Project Support		
64530 · Culturefest	0.00	1,000.00
64590 · Other Events/Projects	0.00	8,000.00
<b>Total 64500 · Event/Project Support</b>	<b>0.00</b>	<b>9,000.00</b>
64610 · Holiday Decorations	0.00	3,600.00
64710 · Special Occasions	0.00	500.70
64810 · Signage	0.00	484.39
64910 · Website	0.00	14,061.00
<b>Total 64000 · District Promotion</b>	<b>584.10</b>	<b>45,658.12</b>
65000 · Operations		
65005 · Accounting Fees	375.00	3,975.00
65015 · Dues & Subscriptions	0.00	250.00
65025 · Licenses & Fees	0.00	410.00
65040 · Office Expense	0.00	935.91
65060 · Postage, Mailing Service	0.00	120.00
65065 · Printing and Copying	0.00	31.10
<b>Total 65000 · Operations</b>	<b>375.00</b>	<b>5,722.01</b>
65100 · Other Expenses		
65120 · Insurance - Liability, D and O	1,799.00	1,799.00
65180 · Renewal Reserve	167.00	2,004.00
<b>Total 65100 · Other Expenses</b>	<b>1,966.00</b>	<b>3,803.00</b>
66000 · Payroll Expenses		
66030 · Other Payroll Expenses	1,880.00	19,340.00
<b>Total 66000 · Payroll Expenses</b>	<b>1,880.00</b>	<b>19,340.00</b>
<b>Total Expense</b>	<b>6,258.25</b>	<b>96,461.83</b>
<b>Net Ordinary Income</b>	<b>1,784.97</b>	<b>1,248.99</b>
<b>Net Income</b>	<b>1,784.97</b>	<b>1,248.99</b>



**C-STREET CID**  
**Profit & Loss Budget Performance**  
June 2023

07/06/23

Accrual Basis

	Jun 23	Budget	\$ Over Budget	Jul '22 - Jun 23	YTD Budget	\$ Over Budget	Annual Budget
<b>Ordinary Income/Expense</b>							
<b>Income</b>							
43400 · Direct Public Support							
43415 · SALES TAX REVENUE (.5%)	7,648.02	5,600.00	2,048.02	74,926.72	67,600.00	7,326.72	67,600.00
43420 · USE TAX REVENUE	395.20	300.00	95.20	2,784.10	3,650.00	-865.90	3,650.00
43600 · Other Contributions	0.00	0.00	0.00	20,000.00	0.00	20,000.00	0.00
<b>Total 43400 · Direct Public Support</b>	<b>8,043.22</b>	<b>5,900.00</b>	<b>2,143.22</b>	<b>97,710.82</b>	<b>71,250.00</b>	<b>26,460.82</b>	<b>71,250.00</b>
49000 · Appropriation of Fund Reserve	0.00	7,775.00	-7,775.00	0.00	72,000.00	-72,000.00	72,000.00
<b>Total Income</b>	<b>8,043.22</b>	<b>13,675.00</b>	<b>-5,631.78</b>	<b>97,710.82</b>	<b>143,250.00</b>	<b>-45,539.18</b>	<b>143,250.00</b>
<b>Expense</b>							
62800 · District Maintenance							
62801 · Snow & Trash Removal	478.15	400.00	78.15	5,978.90	4,800.00	1,178.90	4,800.00
62803 · Landscaping	900.00	1,600.00	-700.00	12,817.22	19,200.00	-6,382.78	19,200.00
62870 · Maintenance Supplies	0.00	0.00	0.00	2,303.06	500.00	1,803.06	500.00
62890 · Street Fixtures	0.00	975.00	-975.00	0.00	11,750.00	-11,750.00	11,750.00
62900 · Security	75.00	0.00	75.00	839.52	0.00	839.52	0.00
<b>Total 62800 · District Maintenance</b>	<b>1,453.15</b>	<b>2,975.00</b>	<b>-1,521.85</b>	<b>21,938.70</b>	<b>36,250.00</b>	<b>-14,311.30</b>	<b>36,250.00</b>
64000 · District Promotion							
64100 · District Advertising							
64110 · Print Advertising	225.00	750.00	-525.00	6,689.52	9,000.00	-2,310.48	9,000.00
64120 · TV Advertising	0.00	500.00	-500.00	6,028.75	6,000.00	28.75	6,000.00
64130 · Radio Advertising	359.10	500.00	-140.90	4,428.90	6,000.00	-1,571.10	6,000.00
64140 · Online Advertising	0.00	100.00	-100.00	0.00	1,200.00	-1,200.00	1,200.00
64190 · Other Advertising	0.00	400.00	-400.00	864.86	4,800.00	-3,935.14	4,800.00
<b>Total 64100 · District Advertising</b>	<b>584.10</b>	<b>2,250.00</b>	<b>-1,665.90</b>	<b>18,012.03</b>	<b>27,000.00</b>	<b>-8,987.97</b>	<b>27,000.00</b>
64500 · Event/Project Support							
64530 · Culturefest	0.00	0.00	0.00	1,000.00	0.00	1,000.00	0.00
64590 · Other Events/Projects	0.00	975.00	-975.00	8,000.00	11,700.00	-3,700.00	11,700.00
<b>Total 64500 · Event/Project Support</b>	<b>0.00</b>	<b>975.00</b>	<b>-975.00</b>	<b>9,000.00</b>	<b>11,700.00</b>	<b>-2,700.00</b>	<b>11,700.00</b>
64610 · Holiday Decorations	0.00	1,250.00	-1,250.00	3,600.00	15,000.00	-11,400.00	15,000.00
64710 · Special Occasions	0.00	0.00	0.00	500.70	0.00	500.70	0.00
64810 · Signage	0.00	0.00	0.00	484.39	0.00	484.39	0.00
64910 · Website	0.00	1,350.00	-1,350.00	14,061.00	16,300.00	-2,239.00	16,300.00
<b>Total 64000 · District Promotion</b>	<b>584.10</b>	<b>5,825.00</b>	<b>-5,240.90</b>	<b>45,658.12</b>	<b>70,000.00</b>	<b>-24,341.88</b>	<b>70,000.00</b>
65000 · Operations							
65005 · Accounting Fees	375.00	300.00	75.00	3,975.00	3,600.00	375.00	3,600.00
65015 · Dues & Subscriptions	0.00	0.00	0.00	250.00	0.00	250.00	0.00
65025 · Licenses & Fees	0.00	0.00	0.00	410.00	0.00	410.00	0.00
65040 · Office Expense	0.00	75.00	-75.00	935.91	900.00	35.91	900.00
65060 · Postage, Mailing Service	0.00	0.00	0.00	120.00	0.00	120.00	0.00
65065 · Printing and Copying	0.00	0.00	0.00	31.10	0.00	31.10	0.00
<b>Total 65000 · Operations</b>	<b>375.00</b>	<b>375.00</b>	<b>0.00</b>	<b>5,722.01</b>	<b>4,500.00</b>	<b>1,222.01</b>	<b>4,500.00</b>

07/06/23

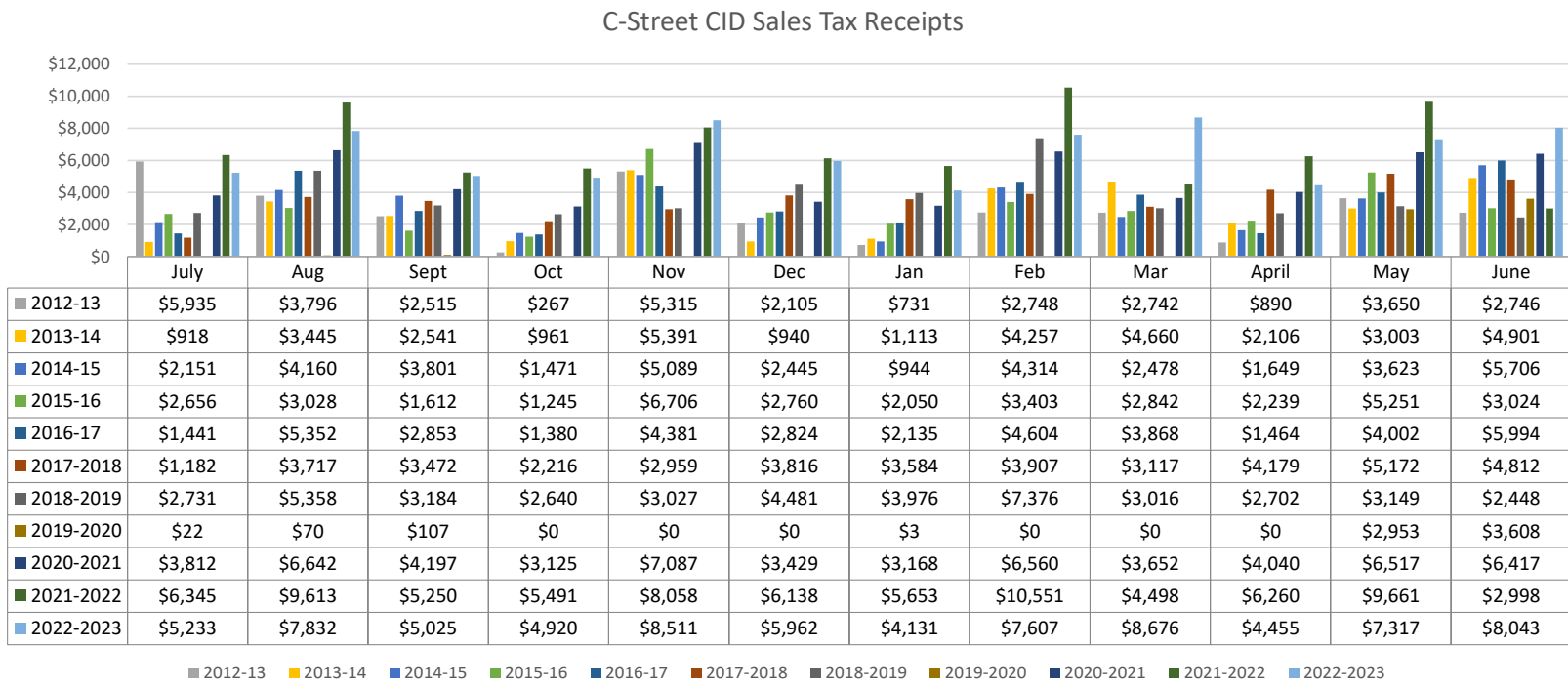
**C-STREET CID**  
**Profit & Loss Budget Performance**  
 June 2023

Accrual Basis

	Jun 23	Budget	\$ Over Budget	Jul '22 - Jun 23	YTD Budget	\$ Over Budget	Annual Budget
<b>65100 · Other Expenses</b>							
<b>65120 · Insurance - Liability, D and O</b>	1,799.00	2,000.00	-201.00	1,799.00	2,000.00	-201.00	2,000.00
<b>65180 · Renewal Reserve</b>	167.00	0.00	167.00	2,004.00	0.00	2,004.00	0.00
<b>65190 · Other Costs</b>	0.00	450.00	-450.00	0.00	5,500.00	-5,500.00	5,500.00
<b>Total 65100 · Other Expenses</b>	1,966.00	2,450.00	-484.00	3,803.00	7,500.00	-3,697.00	7,500.00
<b>66000 · Payroll Expenses</b>							
<b>66030 · Other Payroll Expenses</b>	1,880.00	2,050.00	-170.00	19,340.00	25,000.00	-5,660.00	25,000.00
<b>Total 66000 · Payroll Expenses</b>	1,880.00	2,050.00	-170.00	19,340.00	25,000.00	-5,660.00	25,000.00
<b>Total Expense</b>	6,258.25	13,675.00	-7,416.75	96,461.83	143,250.00	-46,788.17	143,250.00
<b>Net Ordinary Income</b>	1,784.97	0.00	1,784.97	1,248.99	0.00	1,248.99	0.00
<b>Net Income</b>	<b>1,784.97</b>	<b>0.00</b>	<b>1,784.97</b>	<b>1,248.99</b>	<b>0.00</b>	<b>1,248.99</b>	<b>0.00</b>

### C-Street CID Sales Tax Receipts

MONTH	2012-13	2013-14	2014-15	2015-16	2016-17	2017-2018	2018-2019	2019-2020	2020-2021	2021-2022	2022-2023	Change	% Chg.
July	\$5,935	\$918	\$2,151	\$2,656	\$1,441	\$1,182	\$2,731	\$22	\$3,812	\$6,345	\$5,233	-\$1,112	-17.52%
Aug	\$3,796	\$3,445	\$4,160	\$3,028	\$5,352	\$3,717	\$5,358	\$70	\$6,642	\$9,613	\$7,832	-\$1,781	-18.53%
Sept	\$2,515	\$2,541	\$3,801	\$1,612	\$2,853	\$3,472	\$3,184	\$107	\$4,197	\$5,250	\$5,025	-\$225	-4.29%
Oct	\$267	\$961	\$1,471	\$1,245	\$1,380	\$2,216	\$2,640	\$0	\$3,125	\$5,491	\$4,920	-\$571	-10.40%
Nov	\$5,315	\$5,391	\$5,089	\$6,706	\$4,381	\$2,959	\$3,027	\$0	\$7,087	\$8,058	\$8,511	\$453	5.62%
Dec	\$2,105	\$940	\$2,445	\$2,760	\$2,824	\$3,816	\$4,481	\$0	\$3,429	\$6,138	\$5,962	-\$176	-2.86%
Jan	\$731	\$1,113	\$944	\$2,050	\$2,135	\$3,584	\$3,976	\$3	\$3,168	\$5,653	\$4,131	-\$1,523	-26.93%
Feb	\$2,748	\$4,257	\$4,314	\$3,403	\$4,604	\$3,907	\$7,376	\$0	\$6,560	\$10,551	\$7,607	-\$2,944	-27.90%
Mar	\$2,742	\$4,660	\$2,478	\$2,842	\$3,868	\$3,117	\$3,016	\$0	\$3,652	\$4,498	\$8,676	\$4,177	92.86%
April	\$890	\$2,106	\$1,649	\$2,239	\$1,464	\$4,179	\$2,702	\$0	\$4,040	\$6,260	\$4,455	-\$1,806	-28.84%
May	\$3,650	\$3,003	\$3,623	\$5,251	\$4,002	\$5,172	\$3,149	\$2,953	\$6,517	\$9,661	\$7,317	-\$2,344	-24.26%
June	\$2,746	\$4,901	\$5,706	\$3,024	\$5,994	\$4,812	\$2,448	\$3,608	\$6,417	\$2,998	\$8,043	\$5,045	168.30%
<b>TOTAL</b>	<b>\$33,440</b>	<b>\$34,237</b>	<b>\$37,830</b>	<b>\$36,815</b>	<b>\$40,299</b>	<b>\$42,134</b>	<b>\$44,088</b>	<b>\$6,764</b>	<b>\$58,645</b>	<b>\$80,516</b>	<b>\$77,711</b>	<b>-\$2,805</b>	<b>-3.48%</b>



Sales Tax Receipts received after 3/31/19 are residual funds from prior tax rate.

Sales Tax Receipts received after 4/30/20 are reflective of the new tax rate.

**C-STREET CID**  
**Balance Sheet**  
As of July 31, 2023

	<u>Jul 31, 23</u>
<b>ASSETS</b>	
<b>Current Assets</b>	
<b>Checking/Savings</b>	
10101 · Operating	51,384.59
<b>Total Checking/Savings</b>	<u>51,384.59</u>
<b>Accounts Receivable</b>	
11000 · Accounts Receivable	7,074.93
<b>Total Accounts Receivable</b>	<u>7,074.93</u>
<b>Total Current Assets</b>	<u>58,459.52</u>
<b>TOTAL ASSETS</b>	<b><u>58,459.52</u></b>
<b>LIABILITIES &amp; EQUITY</b>	
<b>Liabilities</b>	
<b>Current Liabilities</b>	
<b>Accounts Payable</b>	
23000 · Accounts Payable	4,060.25
<b>Total Accounts Payable</b>	<u>4,060.25</u>
<b>Total Current Liabilities</b>	<u>4,060.25</u>
<b>Total Liabilities</b>	4,060.25
<b>Equity</b>	
31105 · Renewal Reserve - Designated	4,175.00
32000 · Unrestricted Net Assets	48,237.84
Net Income	1,986.43
<b>Total Equity</b>	<u>54,399.27</u>
<b>TOTAL LIABILITIES &amp; EQUITY</b>	<b><u>58,459.52</u></b>

**C-STREET CID**  
**Profit & Loss MTH & FYTD**  
 July 2023

	Jul 23	Jul 23
<b>Ordinary Income/Expense</b>		
<b>Income</b>		
43400 · Direct Public Support		
43415 · SALES TAX REVENUE (.5%)	6,535.77	6,535.77
43420 · USE TAX REVENUE	539.16	539.16
<b>Total 43400 · Direct Public Support</b>	<b>7,074.93</b>	<b>7,074.93</b>
<b>Total Income</b>	<b>7,074.93</b>	<b>7,074.93</b>
<b>Expense</b>		
62800 · District Maintenance		
62801 · Snow & Trash Removal	478.15	478.15
62803 · Landscaping	1,200.00	1,200.00
62890 · Street Fixtures	425.00	425.00
62900 · Security	75.00	75.00
<b>Total 62800 · District Maintenance</b>	<b>2,178.15</b>	<b>2,178.15</b>
64000 · District Promotion		
64100 · District Advertising		
64110 · Print Advertising	225.00	225.00
64130 · Radio Advertising	17.10	17.10
<b>Total 64100 · District Advertising</b>	<b>242.10</b>	<b>242.10</b>
<b>Total 64000 · District Promotion</b>	<b>242.10</b>	<b>242.10</b>
65000 · Operations		
65005 · Accounting Fees	375.00	375.00
<b>Total 65000 · Operations</b>	<b>375.00</b>	<b>375.00</b>
65100 · Other Expenses		
65175 · CID RENEWAL COSTS	26.25	26.25
65180 · Renewal Reserve	167.00	167.00
<b>Total 65100 · Other Expenses</b>	<b>193.25</b>	<b>193.25</b>
66000 · Payroll Expenses		
66030 · Other Payroll Expenses	2,100.00	2,100.00
<b>Total 66000 · Payroll Expenses</b>	<b>2,100.00</b>	<b>2,100.00</b>
<b>Total Expense</b>	<b>5,088.50</b>	<b>5,088.50</b>
<b>Net Ordinary Income</b>	<b>1,986.43</b>	<b>1,986.43</b>
<b>Net Income</b>	<b>1,986.43</b>	<b>1,986.43</b>

08/04/23

Accrual Basis

## C-STREET CID Profit & Loss Budget Performance July 2023

	Jul 23	Budget	\$ Over Budget	Jul 23	YTD Budget	\$ Over Budget	Annual Budget
<b>Ordinary Income/Expense</b>							
<b>Income</b>							
43400 · Direct Public Support							
43415 · SALES TAX REVENUE (.5%)	6,535.77	5,633.37	902.40	6,535.77	5,633.37	902.40	67,600.00
43420 · USE TAX REVENUE	539.16	304.13	235.03	539.16	304.13	235.03	3,650.00
<b>Total 43400 · Direct Public Support</b>	<b>7,074.93</b>	<b>5,937.50</b>	<b>1,137.43</b>	<b>7,074.93</b>	<b>5,937.50</b>	<b>1,137.43</b>	<b>71,250.00</b>
<b>Total Income</b>	<b>7,074.93</b>	<b>5,937.50</b>	<b>1,137.43</b>	<b>7,074.93</b>	<b>5,937.50</b>	<b>1,137.43</b>	<b>71,250.00</b>
<b>Expense</b>							
62800 · District Maintenance							
62801 · Snow & Trash Removal	478.15	400.00	78.15	478.15	400.00	78.15	4,800.00
62803 · Landscaping	1,200.00	1,600.00	-400.00	1,200.00	1,600.00	-400.00	19,200.00
62870 · Maintenance Supplies	0.00	208.37	-208.37	0.00	208.37	-208.37	2,500.00
62890 · Street Fixtures	425.00	166.63	258.37	425.00	166.63	258.37	2,000.00
62900 · Security	75.00	83.37	-8.37	75.00	83.37	-8.37	1,000.00
<b>Total 62800 · District Maintenance</b>	<b>2,178.15</b>	<b>2,458.37</b>	<b>-280.22</b>	<b>2,178.15</b>	<b>2,458.37</b>	<b>-280.22</b>	<b>29,500.00</b>
64000 · District Promotion							
64100 · District Advertising							
64110 · Print Advertising	225.00	583.37	-358.37	225.00	583.37	-358.37	7,000.00
64130 · Radio Advertising	17.10	625.00	-607.90	17.10	625.00	-607.90	7,500.00
64140 · Online Advertising	0.00	583.37	-583.37	0.00	583.37	-583.37	7,000.00
64190 · Other Advertising	0.00	41.63	-41.63	0.00	41.63	-41.63	500.00
<b>Total 64100 · District Advertising</b>	<b>242.10</b>	<b>1,833.37</b>	<b>-1,591.27</b>	<b>242.10</b>	<b>1,833.37</b>	<b>-1,591.27</b>	<b>22,000.00</b>
64500 · Event/Project Support							
64590 · Other Events/Projects	0.00	833.37	-833.37	0.00	833.37	-833.37	10,000.00
<b>Total 64500 · Event/Project Support</b>	<b>0.00</b>	<b>833.37</b>	<b>-833.37</b>	<b>0.00</b>	<b>833.37</b>	<b>-833.37</b>	<b>10,000.00</b>
64610 · Holiday Decorations	0.00	666.63	-666.63	0.00	666.63	-666.63	8,000.00
64710 · Special Occasions	0.00	83.37	-83.37	0.00	83.37	-83.37	1,000.00
<b>Total 64000 · District Promotion</b>	<b>242.10</b>	<b>3,416.74</b>	<b>-3,174.64</b>	<b>242.10</b>	<b>3,416.74</b>	<b>-3,174.64</b>	<b>41,000.00</b>
65000 · Operations							
65005 · Accounting Fees	375.00	300.00	75.00	375.00	300.00	75.00	3,600.00
65025 · Licenses & Fees	0.00	41.63	-41.63	0.00	41.63	-41.63	500.00
65040 · Office Expense	0.00	125.00	-125.00	0.00	125.00	-125.00	1,500.00
65060 · Postage, Mailing Service	0.00	12.50	-12.50	0.00	12.50	-12.50	150.00
65065 · Printing and Copying	0.00	12.50	-12.50	0.00	12.50	-12.50	150.00
<b>Total 65000 · Operations</b>	<b>375.00</b>	<b>491.63</b>	<b>-116.63</b>	<b>375.00</b>	<b>491.63</b>	<b>-116.63</b>	<b>5,900.00</b>
65100 · Other Expenses							
65120 · Insurance - Liability, D and O	0.00	166.63	-166.63	0.00	166.63	-166.63	2,000.00
65175 · CID RENEWAL COSTS	26.25	0.00	26.25	26.25	0.00	26.25	0.00
65180 · Renewal Reserve	167.00	125.00	42.00	167.00	125.00	42.00	1,500.00
65190 · Other Costs	0.00	208.37	-208.37	0.00	208.37	-208.37	2,500.00
<b>Total 65100 · Other Expenses</b>	<b>193.25</b>	<b>500.00</b>	<b>-306.75</b>	<b>193.25</b>	<b>500.00</b>	<b>-306.75</b>	<b>6,000.00</b>

08/04/23

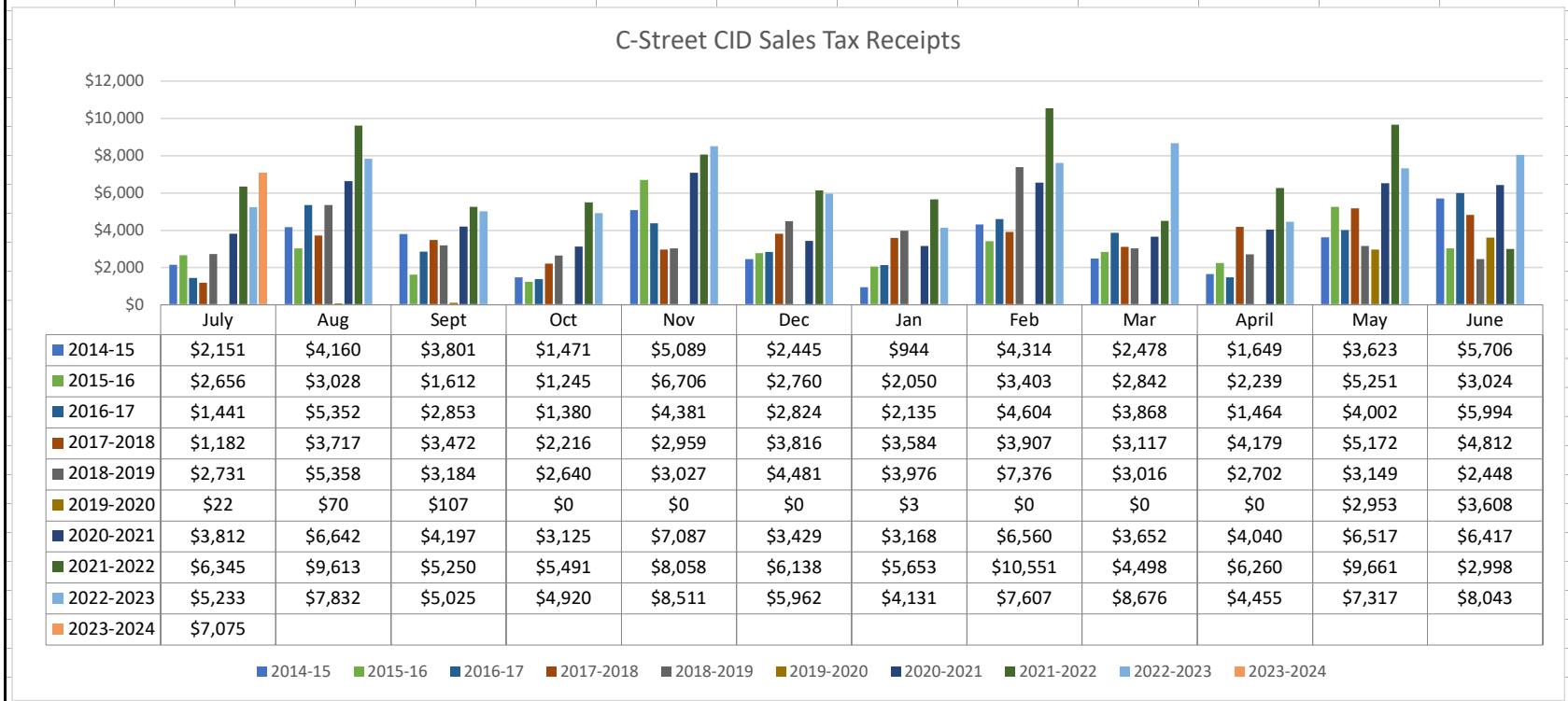
Accrual Basis

**C-STREET CID**  
**Profit & Loss Budget Performance**  
July 2023

	<u>Jul 23</u>	<u>Budget</u>	<u>\$ Over Budget</u>	<u>Jul 23</u>	<u>YTD Budget</u>	<u>\$ Over Budget</u>	<u>Annual Budget</u>
66000 · Payroll Expenses							
66030 · Other Payroll Expenses	2,100.00	2,083.37	16.63	2,100.00	2,083.37	16.63	25,000.00
<b>Total 66000 · Payroll Expenses</b>	<u>2,100.00</u>	<u>2,083.37</u>	<u>16.63</u>	<u>2,100.00</u>	<u>2,083.37</u>	<u>16.63</u>	<u>25,000.00</u>
<b>Total Expense</b>	<u>5,088.50</u>	<u>8,950.11</u>	<u>-3,861.61</u>	<u>5,088.50</u>	<u>8,950.11</u>	<u>-3,861.61</u>	<u>107,400.00</u>
<b>Net Ordinary Income</b>	<u>1,986.43</u>	<u>-3,012.61</u>	<u>4,999.04</u>	<u>1,986.43</u>	<u>-3,012.61</u>	<u>4,999.04</u>	<u>-36,150.00</u>
<b>Net Income</b>	<u><u>1,986.43</u></u>	<u><u>-3,012.61</u></u>	<u><u>4,999.04</u></u>	<u><u>1,986.43</u></u>	<u><u>-3,012.61</u></u>	<u><u>4,999.04</u></u>	<u><u>-36,150.00</u></u>

### C-Street CID Sales Tax Receipts

MONTH	2014-15	2015-16	2016-17	2017-2018	2018-2019	2019-2020	2020-2021	2021-2022	2022-2023	2023-2024	Change	% Chg.
July	\$2,151	\$2,656	\$1,441	\$1,182	\$2,731	\$22	\$3,812	\$6,345	\$5,233	\$7,075	\$1,842	35.20%
Aug	\$4,160	\$3,028	\$5,352	\$3,717	\$5,358	\$70	\$6,642	\$9,613	\$7,832			0.00%
Sept	\$3,801	\$1,612	\$2,853	\$3,472	\$3,184	\$107	\$4,197	\$5,250	\$5,025			0.00%
Oct	\$1,471	\$1,245	\$1,380	\$2,216	\$2,640	\$0	\$3,125	\$5,491	\$4,920			0.00%
Nov	\$5,089	\$6,706	\$4,381	\$2,959	\$3,027	\$0	\$7,087	\$8,058	\$8,511			0.00%
Dec	\$2,445	\$2,760	\$2,824	\$3,816	\$4,481	\$0	\$3,429	\$6,138	\$5,962			0.00%
Jan	\$944	\$2,050	\$2,135	\$3,584	\$3,976	\$3	\$3,168	\$5,653	\$4,131			0.00%
Feb	\$4,314	\$3,403	\$4,604	\$3,907	\$7,376	\$0	\$6,560	\$10,551	\$7,607			0.00%
Mar	\$2,478	\$2,842	\$3,868	\$3,117	\$3,016	\$0	\$3,652	\$4,498	\$8,676			0.00%
April	\$1,649	\$2,239	\$1,464	\$4,179	\$2,702	\$0	\$4,040	\$6,260	\$4,455			0.00%
May	\$3,623	\$5,251	\$4,002	\$5,172	\$3,149	\$2,953	\$6,517	\$9,661	\$7,317			0.00%
June	\$5,706	\$3,024	\$5,994	\$4,812	\$2,448	\$3,608	\$6,417	\$2,998	\$8,043			0.00%
<b>TOTAL</b>	<b>\$37,830</b>	<b>\$36,815</b>	<b>\$40,299</b>	<b>\$42,134</b>	<b>\$44,088</b>	<b>\$6,764</b>	<b>\$58,645</b>	<b>\$80,516</b>	<b>\$77,711</b>	<b>\$7,075</b>	<b>\$1,842</b>	<b>35.20%</b>



Sales Tax Receipts received after 3/31/19 are residual funds from prior tax rate.

Sales Tax Receipts received after 4/30/20 are reflective of the new tax rate.



**C-STREET CID**  
**Balance Sheet**  
As of August 31, 2023

	<u>Aug 31, 23</u>
<b>ASSETS</b>	
Current Assets	
Checking/Savings	
10101 · Operating	52,556.14
Total Checking/Savings	52,556.14
Accounts Receivable	
11000 · Accounts Receivable	8,254.09
Total Accounts Receivable	8,254.09
Total Current Assets	60,810.23
<b>TOTAL ASSETS</b>	<b><u>60,810.23</u></b>
<b>LIABILITIES &amp; EQUITY</b>	
Liabilities	
Current Liabilities	
Accounts Payable	
23000 · Accounts Payable	5,668.65
Total Accounts Payable	5,668.65
Total Current Liabilities	5,668.65
Total Liabilities	5,668.65
Equity	
31105 · Renewal Reserve - Designated	4,342.00
32000 · Unrestricted Net Assets	48,237.84
Net Income	2,561.74
Total Equity	55,141.58
<b>TOTAL LIABILITIES &amp; EQUITY</b>	<b><u>60,810.23</u></b>

**C-STREET CID**  
**Profit & Loss MTH & FYTD**  
**August 2023**

	Aug 23	Jul - Aug 23
<b>Ordinary Income/Expense</b>		
<b>Income</b>		
43400 · Direct Public Support		
43415 · SALES TAX REVENUE (.5%)	7,871.85	14,407.62
43420 · USE TAX REVENUE	382.24	921.40
<b>Total 43400 · Direct Public Support</b>	<b>8,254.09</b>	<b>15,329.02</b>
<b>Total Income</b>	<b>8,254.09</b>	<b>15,329.02</b>
<b>Expense</b>		
62800 · District Maintenance		
62801 · Snow & Trash Removal	473.15	951.30
62803 · Landscaping	1,700.00	2,900.00
62890 · Street Fixtures	150.00	575.00
62900 · Security	75.00	150.00
<b>Total 62800 · District Maintenance</b>	<b>2,398.15</b>	<b>4,576.30</b>
64000 · District Promotion		
64100 · District Advertising		
64110 · Print Advertising	695.24	920.24
64130 · Radio Advertising	1,176.00	1,193.10
<b>Total 64100 · District Advertising</b>	<b>1,871.24</b>	<b>2,113.34</b>
64300 · District Brochure	214.00	214.00
<b>Total 64000 · District Promotion</b>	<b>2,085.24</b>	<b>2,327.34</b>
65000 · Operations		
65005 · Accounting Fees	375.00	750.00
65025 · Licenses & Fees	300.00	300.00
65040 · Office Expense	242.89	242.89
<b>Total 65000 · Operations</b>	<b>917.89</b>	<b>1,292.89</b>
65100 · Other Expenses		
65175 · CID RENEWAL COSTS	0.00	26.25
65180 · Renewal Reserve	167.00	334.00
<b>Total 65100 · Other Expenses</b>	<b>167.00</b>	<b>360.25</b>
66000 · Payroll Expenses		
66030 · Other Payroll Expenses	2,110.50	4,210.50
<b>Total 66000 · Payroll Expenses</b>	<b>2,110.50</b>	<b>4,210.50</b>
<b>Total Expense</b>	<b>7,678.78</b>	<b>12,767.28</b>
<b>Net Ordinary Income</b>	<b>575.31</b>	<b>2,561.74</b>
<b>Net Income</b>	<b>575.31</b>	<b>2,561.74</b>

09/08/23

Accrual Basis

## C-STREET CID Profit & Loss Budget Performance August 2023

	Aug 23	Budget	\$ Over Budget	Jul - Aug 23	YTD Budget	\$ Over Budget	Annual Budget
<b>Ordinary Income/Expense</b>							
<b>Income</b>							
43400 · Direct Public Support							
43415 · SALES TAX REVENUE (.5%)	7,871.85	5,633.33	2,238.52	14,407.62	11,266.70	3,140.92	67,600.00
43420 · USE TAX REVENUE	382.24	304.17	78.07	921.40	608.30	313.10	3,650.00
<b>Total 43400 · Direct Public Support</b>	<b>8,254.09</b>	<b>5,937.50</b>	<b>2,316.59</b>	<b>15,329.02</b>	<b>11,875.00</b>	<b>3,454.02</b>	<b>71,250.00</b>
<b>Total Income</b>	<b>8,254.09</b>	<b>5,937.50</b>	<b>2,316.59</b>	<b>15,329.02</b>	<b>11,875.00</b>	<b>3,454.02</b>	<b>71,250.00</b>
<b>Expense</b>							
62800 · District Maintenance							
62801 · Snow & Trash Removal	473.15	400.00	73.15	951.30	800.00	151.30	4,800.00
62803 · Landscaping	1,700.00	1,600.00	100.00	2,900.00	3,200.00	-300.00	19,200.00
62870 · Maintenance Supplies	0.00	208.33	-208.33	0.00	416.70	-416.70	2,500.00
62890 · Street Fixtures	150.00	166.67	-16.67	575.00	333.30	241.70	2,000.00
62900 · Security	75.00	83.33	-8.33	150.00	166.70	-16.70	1,000.00
<b>Total 62800 · District Maintenance</b>	<b>2,398.15</b>	<b>2,458.33</b>	<b>-60.18</b>	<b>4,576.30</b>	<b>4,916.70</b>	<b>-340.40</b>	<b>29,500.00</b>
64000 · District Promotion							
64100 · District Advertising							
64110 · Print Advertising	695.24	583.33	111.91	920.24	1,166.70	-246.46	7,000.00
64130 · Radio Advertising	1,176.00	625.00	551.00	1,193.10	1,250.00	-56.90	7,500.00
64140 · Online Advertising	0.00	583.33	-583.33	0.00	1,166.70	-1,166.70	7,000.00
64190 · Other Advertising	0.00	41.67	-41.67	0.00	83.30	-83.30	500.00
<b>Total 64100 · District Advertising</b>	<b>1,871.24</b>	<b>1,833.33</b>	<b>37.91</b>	<b>2,113.34</b>	<b>3,666.70</b>	<b>-1,553.36</b>	<b>22,000.00</b>
64300 · District Brochure	214.00	0.00	214.00	214.00	0.00	214.00	0.00
64500 · Event/Project Support							
64590 · Other Events/Projects	0.00	833.33	-833.33	0.00	1,666.70	-1,666.70	10,000.00
<b>Total 64500 · Event/Project Support</b>	<b>0.00</b>	<b>833.33</b>	<b>-833.33</b>	<b>0.00</b>	<b>1,666.70</b>	<b>-1,666.70</b>	<b>10,000.00</b>
64610 · Holiday Decorations	0.00	666.67	-666.67	0.00	1,333.30	-1,333.30	8,000.00
64710 · Special Occasions	0.00	83.33	-83.33	0.00	166.70	-166.70	1,000.00
<b>Total 64000 · District Promotion</b>	<b>2,085.24</b>	<b>3,416.66</b>	<b>-1,331.42</b>	<b>2,327.34</b>	<b>6,833.40</b>	<b>-4,506.06</b>	<b>41,000.00</b>
65000 · Operations							
65005 · Accounting Fees	375.00	300.00	75.00	750.00	600.00	150.00	3,600.00
65025 · Licenses & Fees	300.00	41.67	258.33	300.00	83.30	216.70	500.00
65040 · Office Expense	242.89	125.00	117.89	242.89	250.00	-7.11	1,500.00
65060 · Postage, Mailing Service	0.00	12.50	-12.50	0.00	25.00	-25.00	150.00
65065 · Printing and Copying	0.00	12.50	-12.50	0.00	25.00	-25.00	150.00
<b>Total 65000 · Operations</b>	<b>917.89</b>	<b>491.67</b>	<b>426.22</b>	<b>1,292.89</b>	<b>983.30</b>	<b>309.59</b>	<b>5,900.00</b>
65100 · Other Expenses							
65120 · Insurance - Liability, D and O	0.00	166.67	-166.67	0.00	333.30	-333.30	2,000.00
65175 · CID RENEWAL COSTS	0.00	0.00	0.00	26.25	0.00	26.25	0.00
65180 · Renewal Reserve	167.00	125.00	42.00	334.00	250.00	84.00	1,500.00
65190 · Other Costs	0.00	208.33	-208.33	0.00	416.70	-416.70	2,500.00
<b>Total 65100 · Other Expenses</b>	<b>167.00</b>	<b>500.00</b>	<b>-333.00</b>	<b>360.25</b>	<b>1,000.00</b>	<b>-639.75</b>	<b>6,000.00</b>

09/08/23

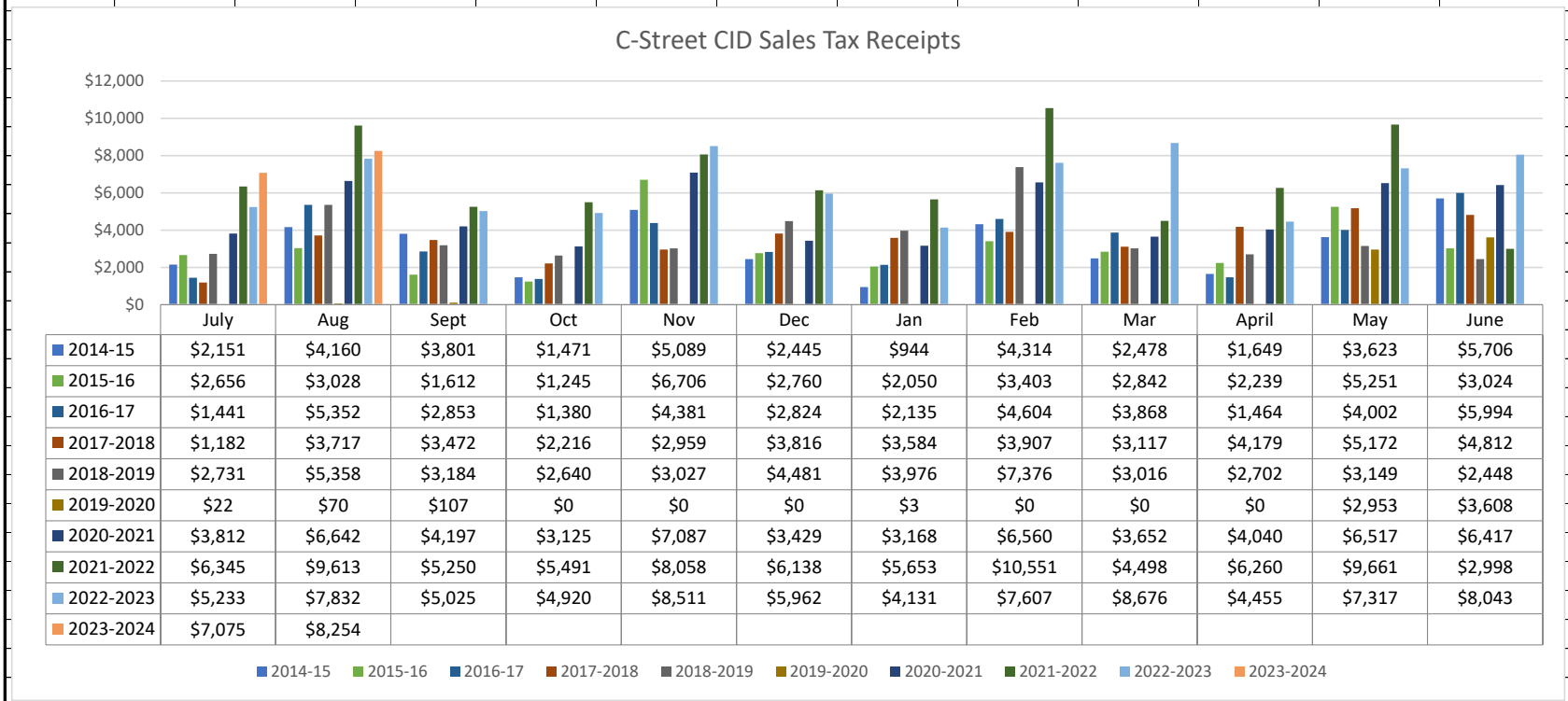
Accrual Basis

## C-STREET CID Profit & Loss Budget Performance August 2023

	Aug 23	Budget	\$ Over Budget	Jul - Aug 23	YTD Budget	\$ Over Budget	Annual Budget
66000 · Payroll Expenses							
66030 · Other Payroll Expenses	2,110.50	2,083.33	27.17	4,210.50	4,166.70	43.80	25,000.00
<b>Total 66000 · Payroll Expenses</b>	<b>2,110.50</b>	<b>2,083.33</b>	<b>27.17</b>	<b>4,210.50</b>	<b>4,166.70</b>	<b>43.80</b>	<b>25,000.00</b>
<b>Total Expense</b>	<b>7,678.78</b>	<b>8,949.99</b>	<b>-1,271.21</b>	<b>12,767.28</b>	<b>17,900.10</b>	<b>-5,132.82</b>	<b>107,400.00</b>
<b>Net Ordinary Income</b>	<b>575.31</b>	<b>-3,012.49</b>	<b>3,587.80</b>	<b>2,561.74</b>	<b>-6,025.10</b>	<b>8,586.84</b>	<b>-36,150.00</b>
<b>Net Income</b>	<b>575.31</b>	<b>-3,012.49</b>	<b>3,587.80</b>	<b>2,561.74</b>	<b>-6,025.10</b>	<b>8,586.84</b>	<b>-36,150.00</b>

### C-Street CID Sales Tax Receipts

MONTH	2014-15	2015-16	2016-17	2017-2018	2018-2019	2019-2020	2020-2021	2021-2022	2022-2023	2023-2024	Change	% Chg.
July	\$2,151	\$2,656	\$1,441	\$1,182	\$2,731	\$22	\$3,812	\$6,345	\$5,233	\$7,075	\$1,842	35.20%
Aug	\$4,160	\$3,028	\$5,352	\$3,717	\$5,358	\$70	\$6,642	\$9,613	\$7,832	\$8,254	\$422	5.39%
Sept	\$3,801	\$1,612	\$2,853	\$3,472	\$3,184	\$107	\$4,197	\$5,250	\$5,025			0.00%
Oct	\$1,471	\$1,245	\$1,380	\$2,216	\$2,640	\$0	\$3,125	\$5,491	\$4,920			0.00%
Nov	\$5,089	\$6,706	\$4,381	\$2,959	\$3,027	\$0	\$7,087	\$8,058	\$8,511			0.00%
Dec	\$2,445	\$2,760	\$2,824	\$3,816	\$4,481	\$0	\$3,429	\$6,138	\$5,962			0.00%
Jan	\$944	\$2,050	\$2,135	\$3,584	\$3,976	\$3	\$3,168	\$5,653	\$4,131			0.00%
Feb	\$4,314	\$3,403	\$4,604	\$3,907	\$7,376	\$0	\$6,560	\$10,551	\$7,607			0.00%
Mar	\$2,478	\$2,842	\$3,868	\$3,117	\$3,016	\$0	\$3,652	\$4,498	\$8,676			0.00%
April	\$1,649	\$2,239	\$1,464	\$4,179	\$2,702	\$0	\$4,040	\$6,260	\$4,455			0.00%
May	\$3,623	\$5,251	\$4,002	\$5,172	\$3,149	\$2,953	\$6,517	\$9,661	\$7,317			0.00%
June	\$5,706	\$3,024	\$5,994	\$4,812	\$2,448	\$3,608	\$6,417	\$2,998	\$8,043			0.00%
<b>TOTAL</b>	<b>\$37,830</b>	<b>\$36,815</b>	<b>\$40,299</b>	<b>\$42,134</b>	<b>\$44,088</b>	<b>\$6,764</b>	<b>\$58,645</b>	<b>\$80,516</b>	<b>\$77,711</b>	<b>\$15,329</b>	<b>\$2,264</b>	<b>17.33%</b>



Sales Tax Receipts received after 3/31/19 are residual funds from prior tax rate.

Sales Tax Receipts received after 4/30/20 are reflective of the new tax rate.

**C-STREET CID**  
**Balance Sheet**  
As of September 30, 2023

	<u>Sep 30, 23</u>
<b>ASSETS</b>	
Current Assets	
Checking/Savings	
10101 · Operating	51,839.03
Total Checking/Savings	51,839.03
Accounts Receivable	
11000 · Accounts Receivable	8,311.48
Total Accounts Receivable	8,311.48
Total Current Assets	60,150.51
<b>TOTAL ASSETS</b>	<b>60,150.51</b>
<b>LIABILITIES &amp; EQUITY</b>	
Liabilities	
Current Liabilities	
Accounts Payable	
23000 · Accounts Payable	7,756.95
Total Accounts Payable	7,756.95
Total Current Liabilities	7,756.95
Total Liabilities	7,756.95
Equity	
31105 · Renewal Reserve - Designated	4,509.00
32000 · Unrestricted Net Assets	48,237.84
Net Income	-353.28
Total Equity	52,393.56
<b>TOTAL LIABILITIES &amp; EQUITY</b>	<b>60,150.51</b>



**C-STREET CID**  
**Profit & Loss MTH & FYTD**  
**September 2023**

	Sep 23	Jul - Sep 23
Ordinary Income/Expense		
Income		
43400 · Direct Public Support		
43415 · SALES TAX REVENUE (.5%)	7,973.82	22,381.44
43420 · USE TAX REVENUE	337.66	1,259.06
<b>Total 43400 · Direct Public Support</b>	<b>8,311.48</b>	<b>23,640.50</b>
<b>Total Income</b>	<b>8,311.48</b>	<b>23,640.50</b>
Expense		
62800 · District Maintenance		
62801 · Snow & Trash Removal	478.15	1,429.45
62803 · Landscaping	224.51	3,124.51
62890 · Street Fixtures	0.00	575.00
62900 · Security	75.00	225.00
<b>Total 62800 · District Maintenance</b>	<b>777.66</b>	<b>5,353.96</b>
64000 · District Promotion		
64100 · District Advertising		
64110 · Print Advertising	225.00	1,145.24
64130 · Radio Advertising	1,356.00	2,549.10
64140 · Online Advertising	170.68	170.68
64190 · Other Advertising	171.79	171.79
<b>Total 64100 · District Advertising</b>	<b>1,923.47</b>	<b>4,036.81</b>
64300 · District Brochure	0.00	214.00
64500 · Event/Project Support		
64530 · Culturefest	1,500.00	1,500.00
<b>Total 64500 · Event/Project Support</b>	<b>1,500.00</b>	<b>1,500.00</b>
64610 · Holiday Decorations	136.99	136.99
<b>Total 64000 · District Promotion</b>	<b>3,560.46</b>	<b>5,887.80</b>
65000 · Operations		
65005 · Accounting Fees	375.00	1,125.00
65025 · Licenses & Fees	0.00	300.00
65040 · Office Expense	32.67	275.56
<b>Total 65000 · Operations</b>	<b>407.67</b>	<b>1,700.56</b>
65100 · Other Expenses		
65175 · CID RENEWAL COSTS	4,066.71	4,092.96
65180 · Renewal Reserve Allocation	167.00	501.00
<b>Total 65100 · Other Expenses</b>	<b>4,233.71</b>	<b>4,593.96</b>
66000 · Payroll Expenses		
66030 · Other Payroll Expenses	2,247.00	6,457.50
<b>Total 66000 · Payroll Expenses</b>	<b>2,247.00</b>	<b>6,457.50</b>
<b>Total Expense</b>	<b>11,226.50</b>	<b>23,993.78</b>
<b>Net Ordinary Income</b>	<b>-2,915.02</b>	<b>-353.28</b>
<b>Net Income</b>	<b>-2,915.02</b>	<b>-353.28</b>

10/06/23

Accrual Basis

## C-STREET CID Profit & Loss Budget Performance September 2023

	Sep 23	Budget	\$ Over Budget	Jul - Sep 23	YTD Budget	\$ Over Budget	Annual Budget
<b>Ordinary Income/Expense</b>							
<b>Income</b>							
43400 · Direct Public Support							
43415 · SALES TAX REVENUE (.5%)	7,973.82	5,633.33	2,340.49	22,381.44	16,900.03	5,481.41	67,600.00
43420 · USE TAX REVENUE	337.66	304.17	33.49	1,259.06	912.47	346.59	3,650.00
<b>Total 43400 · Direct Public Support</b>	<b>8,311.48</b>	<b>5,937.50</b>	<b>2,373.98</b>	<b>23,640.50</b>	<b>17,812.50</b>	<b>5,828.00</b>	<b>71,250.00</b>
<b>Total Income</b>	<b>8,311.48</b>	<b>5,937.50</b>	<b>2,373.98</b>	<b>23,640.50</b>	<b>17,812.50</b>	<b>5,828.00</b>	<b>71,250.00</b>
<b>Expense</b>							
62800 · District Maintenance							
62801 · Snow & Trash Removal	478.15	400.00	78.15	1,429.45	1,200.00	229.45	4,800.00
62803 · Landscaping	224.51	1,600.00	-1,375.49	3,124.51	4,800.00	-1,675.49	19,200.00
62870 · Maintenance Supplies	0.00	208.33	-208.33	0.00	625.03	-625.03	2,500.00
62890 · Street Fixtures	0.00	166.67	-166.67	575.00	499.97	75.03	2,000.00
62900 · Security	75.00	83.33	-8.33	225.00	250.03	-25.03	1,000.00
<b>Total 62800 · District Maintenance</b>	<b>777.66</b>	<b>2,458.33</b>	<b>-1,680.67</b>	<b>5,353.96</b>	<b>7,375.03</b>	<b>-2,021.07</b>	<b>29,500.00</b>
64000 · District Promotion							
64100 · District Advertising							
64110 · Print Advertising	225.00	583.33	-358.33	1,145.24	1,750.03	-604.79	7,000.00
64130 · Radio Advertising	1,356.00	625.00	731.00	2,549.10	1,875.00	674.10	7,500.00
64140 · Online Advertising	170.68	583.33	-412.65	170.68	1,750.03	-1,579.35	7,000.00
64190 · Other Advertising	171.79	41.67	130.12	171.79	124.97	46.82	500.00
<b>Total 64100 · District Advertising</b>	<b>1,923.47</b>	<b>1,833.33</b>	<b>90.14</b>	<b>4,036.81</b>	<b>5,500.03</b>	<b>-1,463.22</b>	<b>22,000.00</b>
64300 · District Brochure	0.00	0.00	0.00	214.00	0.00	214.00	0.00
64500 · Event/Project Support							
64530 · Culturefest	1,500.00	0.00	1,500.00	1,500.00	0.00	1,500.00	0.00
64590 · Other Events/Projects	0.00	833.33	-833.33	0.00	2,500.03	-2,500.03	10,000.00
<b>Total 64500 · Event/Project Support</b>	<b>1,500.00</b>	<b>833.33</b>	<b>666.67</b>	<b>1,500.00</b>	<b>2,500.03</b>	<b>-1,000.03</b>	<b>10,000.00</b>
64610 · Holiday Decorations	136.99	666.67	-529.68	136.99	1,999.97	-1,862.98	8,000.00
64710 · Special Occasions	0.00	83.33	-83.33	0.00	250.03	-250.03	1,000.00
<b>Total 64000 · District Promotion</b>	<b>3,560.46</b>	<b>3,416.66</b>	<b>143.80</b>	<b>5,887.80</b>	<b>10,250.06</b>	<b>-4,362.26</b>	<b>41,000.00</b>
65000 · Operations							
65005 · Accounting Fees	375.00	300.00	75.00	1,125.00	900.00	225.00	3,600.00
65025 · Licenses & Fees	0.00	41.67	-41.67	300.00	124.97	175.03	500.00
65040 · Office Expense	32.67	125.00	-92.33	275.56	375.00	-99.44	1,500.00
65060 · Postage, Mailing Service	0.00	12.50	-12.50	0.00	37.50	-37.50	150.00
65065 · Printing and Copying	0.00	12.50	-12.50	0.00	37.50	-37.50	150.00
<b>Total 65000 · Operations</b>	<b>407.67</b>	<b>491.67</b>	<b>-84.00</b>	<b>1,700.56</b>	<b>1,474.97</b>	<b>225.59</b>	<b>5,900.00</b>
65100 · Other Expenses							
65120 · Insurance - Liability, D and O	0.00	166.67	-166.67	0.00	499.97	-499.97	2,000.00
65175 · CID RENEWAL COSTS	4,066.71	0.00	4,066.71	4,092.96	0.00	4,092.96	0.00
65180 · Renewal Reserve Allocation	167.00	125.00	42.00	501.00	375.00	126.00	1,500.00
65190 · Other Costs	0.00	208.33	-208.33	0.00	625.03	-625.03	2,500.00
<b>Total 65100 · Other Expenses</b>	<b>4,233.71</b>	<b>500.00</b>	<b>3,733.71</b>	<b>4,593.96</b>	<b>1,500.00</b>	<b>3,093.96</b>	<b>6,000.00</b>



**C-STREET CID**  
**Profit & Loss Budget Performance**  
September 2023

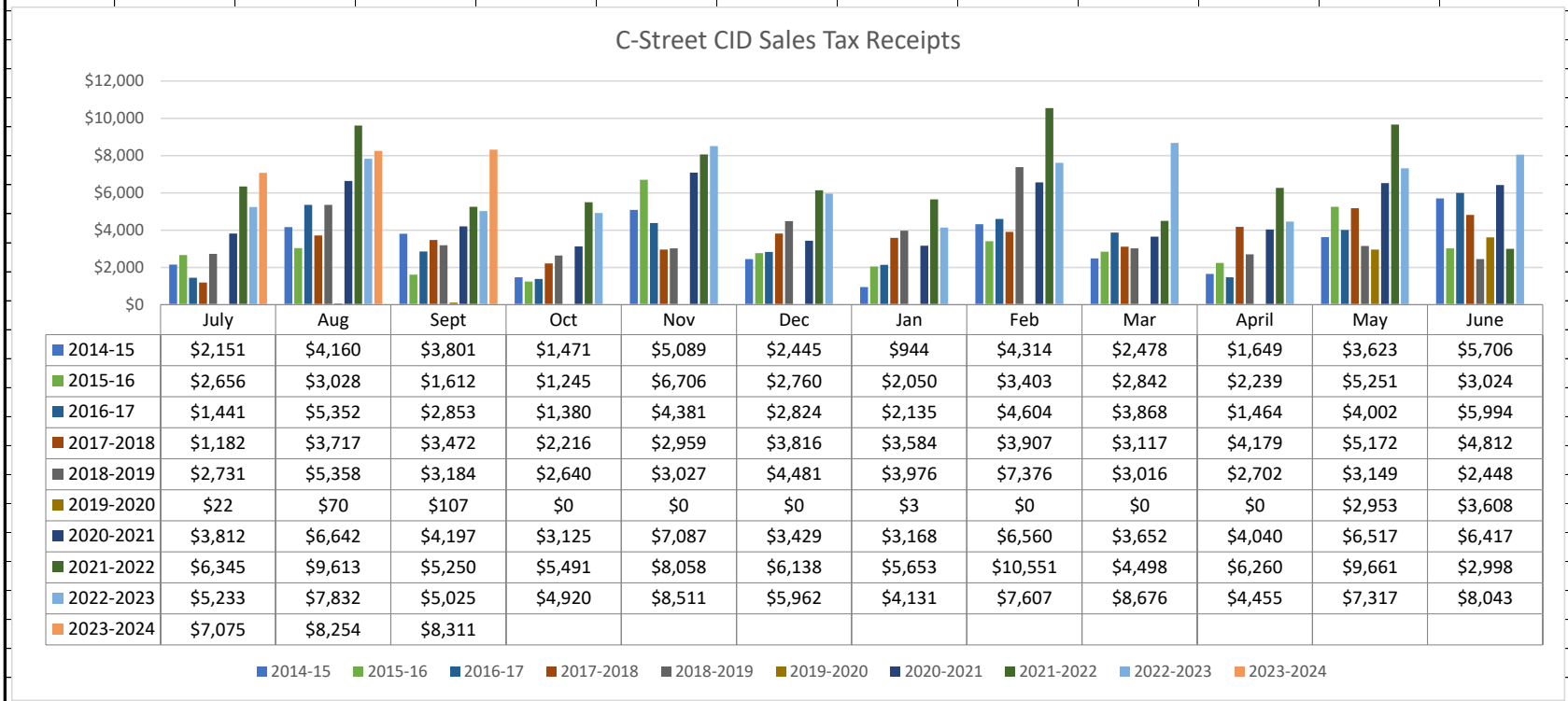
10/06/23

Accrual Basis

	Sep 23	Budget	\$ Over Budget	Jul - Sep 23	YTD Budget	\$ Over Budget	Annual Budget
66000 · Payroll Expenses							
66030 · Other Payroll Expenses	2,247.00	2,083.33	163.67	6,457.50	6,250.03	207.47	25,000.00
<b>Total 66000 · Payroll Expenses</b>	<b>2,247.00</b>	<b>2,083.33</b>	<b>163.67</b>	<b>6,457.50</b>	<b>6,250.03</b>	<b>207.47</b>	<b>25,000.00</b>
<b>Total Expense</b>	<b>11,226.50</b>	<b>8,949.99</b>	<b>2,276.51</b>	<b>23,993.78</b>	<b>26,850.09</b>	<b>-2,856.31</b>	<b>107,400.00</b>
<b>Net Ordinary Income</b>	<b>-2,915.02</b>	<b>-3,012.49</b>	<b>97.47</b>	<b>-353.28</b>	<b>-9,037.59</b>	<b>8,684.31</b>	<b>-36,150.00</b>
<b>Net Income</b>	<b>-2,915.02</b>	<b>-3,012.49</b>	<b>97.47</b>	<b>-353.28</b>	<b>-9,037.59</b>	<b>8,684.31</b>	<b>-36,150.00</b>

### C-Street CID Sales Tax Receipts

MONTH	2014-15	2015-16	2016-17	2017-2018	2018-2019	2019-2020	2020-2021	2021-2022	2022-2023	2023-2024	Change	% Chg.
July	\$2,151	\$2,656	\$1,441	\$1,182	\$2,731	\$22	\$3,812	\$6,345	\$5,233	\$7,075	\$1,842	35.20%
Aug	\$4,160	\$3,028	\$5,352	\$3,717	\$5,358	\$70	\$6,642	\$9,613	\$7,832	\$8,254	\$422	5.39%
Sept	\$3,801	\$1,612	\$2,853	\$3,472	\$3,184	\$107	\$4,197	\$5,250	\$5,025	\$8,311	\$3,287	62.61%
Oct	\$1,471	\$1,245	\$1,380	\$2,216	\$2,640	\$0	\$3,125	\$5,491	\$4,920			0.00%
Nov	\$5,089	\$6,706	\$4,381	\$2,959	\$3,027	\$0	\$7,087	\$8,058	\$8,511			0.00%
Dec	\$2,445	\$2,760	\$2,824	\$3,816	\$4,481	\$0	\$3,429	\$6,138	\$5,962			0.00%
Jan	\$944	\$2,050	\$2,135	\$3,584	\$3,976	\$3	\$3,168	\$5,653	\$4,131			0.00%
Feb	\$4,314	\$3,403	\$4,604	\$3,907	\$7,376	\$0	\$6,560	\$10,551	\$7,607			0.00%
Mar	\$2,478	\$2,842	\$3,868	\$3,117	\$3,016	\$0	\$3,652	\$4,498	\$8,676			0.00%
April	\$1,649	\$2,239	\$1,464	\$4,179	\$2,702	\$0	\$4,040	\$6,260	\$4,455			0.00%
May	\$3,623	\$5,251	\$4,002	\$5,172	\$3,149	\$2,953	\$6,517	\$9,661	\$7,317			0.00%
June	\$5,706	\$3,024	\$5,994	\$4,812	\$2,448	\$3,608	\$6,417	\$2,998	\$8,043			0.00%
<b>TOTAL</b>	<b>\$37,830</b>	<b>\$36,815</b>	<b>\$40,299</b>	<b>\$42,134</b>	<b>\$44,088</b>	<b>\$6,764</b>	<b>\$58,645</b>	<b>\$80,516</b>	<b>\$77,711</b>	<b>\$23,641</b>	<b>\$5,551</b>	<b>30.68%</b>



Sales Tax Receipts received after 3/31/19 are residual funds from prior tax rate.

Sales Tax Receipts received after 4/30/20 are reflective of the new tax rate.

**C-STREET CID**  
**Balance Sheet**  
As of October 31, 2023

11/03/23  
Accrual Basis

	<u>Oct 31, 23</u>
<b>ASSETS</b>	
Current Assets	
Checking/Savings	
10101 · Operating	47,454.84
Total Checking/Savings	47,454.84
Accounts Receivable	
11000 · Accounts Receivable	7,505.92
Total Accounts Receivable	7,505.92
Total Current Assets	54,960.76
<b>TOTAL ASSETS</b>	<b><u>54,960.76</u></b>
<b>LIABILITIES &amp; EQUITY</b>	
Liabilities	
Current Liabilities	
Accounts Payable	
23000 · Accounts Payable	6,928.13
Total Accounts Payable	6,928.13
Total Current Liabilities	6,928.13
Total Liabilities	6,928.13
Equity	
31105 · Renewal Reserve - Designated	4,676.00
32000 · Unrestricted Net Assets	48,237.84
Net Income	-4,881.21
Total Equity	48,032.63
<b>TOTAL LIABILITIES &amp; EQUITY</b>	<b><u>54,960.76</u></b>

**C-STREET CID**  
**Profit & Loss MTH & FYTD**  
**October 2023**

	Oct 23	Jul - Oct 23
<b>Ordinary Income/Expense</b>		
<b>Income</b>		
43400 · Direct Public Support		
43415 · SALES TAX REVENUE (.5%)	7,383.19	29,764.63
43420 · USE TAX REVENUE	122.73	1,381.79
<b>Total 43400 · Direct Public Support</b>	<b>7,505.92</b>	<b>31,146.42</b>
<b>Total Income</b>	<b>7,505.92</b>	<b>31,146.42</b>
<b>Expense</b>		
62800 · District Maintenance		
62801 · Snow & Trash Removal	305.00	1,734.45
62803 · Landscaping	816.20	3,940.71
62890 · Street Fixtures	0.00	575.00
62900 · Security	75.00	300.00
<b>Total 62800 · District Maintenance</b>	<b>1,196.20</b>	<b>6,550.16</b>
64000 · District Promotion		
64100 · District Advertising		
64110 · Print Advertising	2,862.62	4,007.86
64130 · Radio Advertising	964.00	3,513.10
64140 · Online Advertising	410.54	581.22
64190 · Other Advertising	0.00	171.79
<b>Total 64100 · District Advertising</b>	<b>4,237.16</b>	<b>8,273.97</b>
64300 · District Brochure	500.00	714.00
64500 · Event/Project Support		
64520 · Thriller on C-Street	1,500.00	1,500.00
64530 · Culturefest	0.00	1,500.00
<b>Total 64500 · Event/Project Support</b>	<b>1,500.00</b>	<b>3,000.00</b>
64610 · Holiday Decorations	1,649.36	1,786.35
<b>Total 64000 · District Promotion</b>	<b>7,886.52</b>	<b>13,774.32</b>
65000 · Operations		
65005 · Accounting Fees	750.00	1,875.00
65025 · Licenses & Fees	0.00	300.00
65040 · Office Expense	186.13	461.69
<b>Total 65000 · Operations</b>	<b>936.13</b>	<b>2,636.69</b>
65100 · Other Expenses		
65175 · CID RENEWAL COSTS	0.00	4,092.96
65180 · Renewal Reserve Allocation	167.00	668.00
<b>Total 65100 · Other Expenses</b>	<b>167.00</b>	<b>4,760.96</b>
66000 · Payroll Expenses		
66030 · Other Payroll Expenses	1,848.00	8,305.50
<b>Total 66000 · Payroll Expenses</b>	<b>1,848.00</b>	<b>8,305.50</b>
<b>Total Expense</b>	<b>12,033.85</b>	<b>36,027.63</b>
<b>Net Ordinary Income</b>	<b>-4,527.93</b>	<b>-4,881.21</b>
<b>Net Income</b>	<b>-4,527.93</b>	<b>-4,881.21</b>

**C-STREET CID**  
**Profit & Loss Budget Performance**  
 October 2023

11/03/23

Accrual Basis

	Oct 23	Budget	\$ Over Budget	Jul - Oct 23	YTD Budget	\$ Over Budget	Annual Budget
<b>Ordinary Income/Expense</b>							
<b>Income</b>							
43400 · Direct Public Support							
43415 · SALES TAX REVENUE (.5%)	7,383.19	5,633.33	1,749.86	29,764.63	22,533.36	7,231.27	67,600.00
43420 · USE TAX REVENUE	122.73	304.17	-181.44	1,381.79	1,216.64	165.15	3,650.00
<b>Total 43400 · Direct Public Support</b>	<b>7,505.92</b>	<b>5,937.50</b>	<b>1,568.42</b>	<b>31,146.42</b>	<b>23,750.00</b>	<b>7,396.42</b>	<b>71,250.00</b>
<b>Total Income</b>	<b>7,505.92</b>	<b>5,937.50</b>	<b>1,568.42</b>	<b>31,146.42</b>	<b>23,750.00</b>	<b>7,396.42</b>	<b>71,250.00</b>
<b>Expense</b>							
62800 · District Maintenance							
62801 · Snow & Trash Removal	305.00	400.00	-95.00	1,734.45	1,600.00	134.45	4,800.00
62803 · Landscaping	816.20	1,600.00	-783.80	3,940.71	6,400.00	-2,459.29	19,200.00
62870 · Maintenance Supplies	0.00	208.33	-208.33	0.00	833.36	-833.36	2,500.00
62890 · Street Fixtures	0.00	166.67	-166.67	575.00	666.64	-91.64	2,000.00
62900 · Security	75.00	83.33	-8.33	300.00	333.36	-33.36	1,000.00
<b>Total 62800 · District Maintenance</b>	<b>1,196.20</b>	<b>2,458.33</b>	<b>-1,262.13</b>	<b>6,550.16</b>	<b>9,833.36</b>	<b>-3,283.20</b>	<b>29,500.00</b>
64000 · District Promotion							
64100 · District Advertising							
64110 · Print Advertising	2,862.62	583.33	2,279.29	4,007.86	2,333.36	1,674.50	7,000.00
64130 · Radio Advertising	964.00	625.00	339.00	3,513.10	2,500.00	1,013.10	7,500.00
64140 · Online Advertising	410.54	583.33	-172.79	581.22	2,333.36	-1,752.14	7,000.00
64190 · Other Advertising	0.00	41.67	-41.67	171.79	166.64	5.15	500.00
<b>Total 64100 · District Advertising</b>	<b>4,237.16</b>	<b>1,833.33</b>	<b>2,403.83</b>	<b>8,273.97</b>	<b>7,333.36</b>	<b>940.61</b>	<b>22,000.00</b>
64300 · District Brochure	500.00	0.00	500.00	714.00	0.00	714.00	0.00
64500 · Event/Project Support							
64520 · Thriller on C-Street	1,500.00	0.00	1,500.00	1,500.00	0.00	1,500.00	0.00
64530 · Culturefest	0.00	0.00	0.00	1,500.00	0.00	1,500.00	0.00
64590 · Other Events/Projects	0.00	833.33	-833.33	0.00	3,333.36	-3,333.36	10,000.00
<b>Total 64500 · Event/Project Support</b>	<b>1,500.00</b>	<b>833.33</b>	<b>666.67</b>	<b>3,000.00</b>	<b>3,333.36</b>	<b>-333.36</b>	<b>10,000.00</b>
64610 · Holiday Decorations	1,649.36	666.67	982.69	1,786.35	2,666.64	-880.29	8,000.00
64710 · Special Occasions	0.00	83.33	-83.33	0.00	333.36	-333.36	1,000.00
<b>Total 64000 · District Promotion</b>	<b>7,886.52</b>	<b>3,416.66</b>	<b>4,469.86</b>	<b>13,774.32</b>	<b>13,666.72</b>	<b>107.60</b>	<b>41,000.00</b>
65000 · Operations							
65005 · Accounting Fees	750.00	300.00	450.00	1,875.00	1,200.00	675.00	3,600.00
65025 · Licenses & Fees	0.00	41.67	-41.67	300.00	166.64	133.36	500.00
65040 · Office Expense	186.13	125.00	61.13	461.69	500.00	-38.31	1,500.00
65060 · Postage, Mailing Service	0.00	12.50	-12.50	0.00	50.00	-50.00	150.00
65065 · Printing and Copying	0.00	12.50	-12.50	0.00	50.00	-50.00	150.00
<b>Total 65000 · Operations</b>	<b>936.13</b>	<b>491.67</b>	<b>444.46</b>	<b>2,636.69</b>	<b>1,966.64</b>	<b>670.05</b>	<b>5,900.00</b>

11/03/23

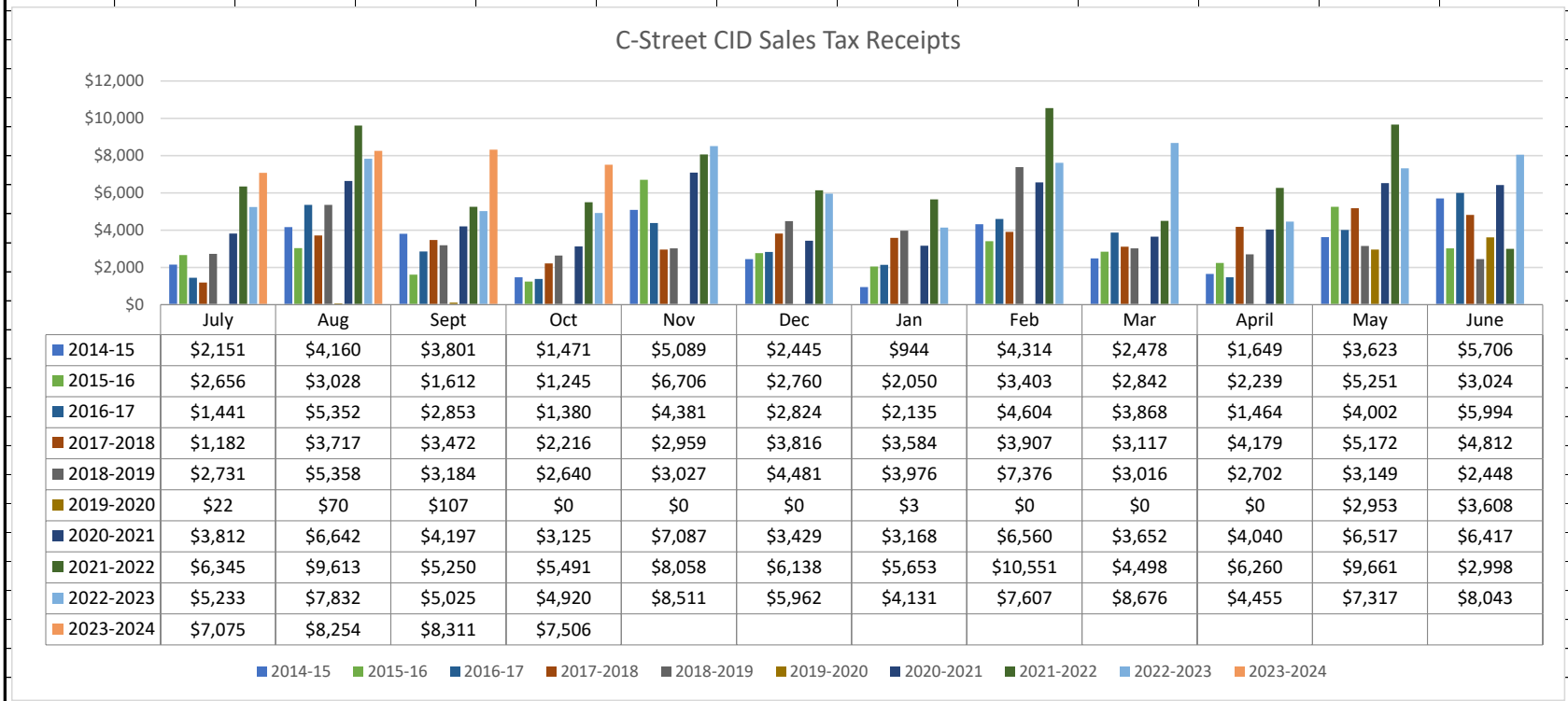
Accrual Basis

## C-STREET CID Profit & Loss Budget Performance October 2023

	Oct 23	Budget	\$ Over Budget	Jul - Oct 23	YTD Budget	\$ Over Budget	Annual Budget
65100 · Other Expenses							
65120 · Insurance - Liability, D and O	0.00	166.67	-166.67	0.00	666.64	-666.64	2,000.00
65175 · CID RENEWAL COSTS	0.00	0.00	0.00	4,092.96	0.00	4,092.96	0.00
65180 · Renewal Reserve Allocation	167.00	125.00	42.00	668.00	500.00	168.00	1,500.00
65190 · Other Costs	0.00	208.33	-208.33	0.00	833.36	-833.36	2,500.00
<b>Total 65100 · Other Expenses</b>	<b>167.00</b>	<b>500.00</b>	<b>-333.00</b>	<b>4,760.96</b>	<b>2,000.00</b>	<b>2,760.96</b>	<b>6,000.00</b>
66000 · Payroll Expenses							
66030 · Other Payroll Expenses	1,848.00	2,083.33	-235.33	8,305.50	8,333.36	-27.86	25,000.00
<b>Total 66000 · Payroll Expenses</b>	<b>1,848.00</b>	<b>2,083.33</b>	<b>-235.33</b>	<b>8,305.50</b>	<b>8,333.36</b>	<b>-27.86</b>	<b>25,000.00</b>
<b>Total Expense</b>	<b>12,033.85</b>	<b>8,949.99</b>	<b>3,083.86</b>	<b>36,027.63</b>	<b>35,800.08</b>	<b>227.55</b>	<b>107,400.00</b>
<b>Net Ordinary Income</b>	<b>-4,527.93</b>	<b>-3,012.49</b>	<b>-1,515.44</b>	<b>-4,881.21</b>	<b>-12,050.08</b>	<b>7,168.87</b>	<b>-36,150.00</b>
<b>Net Income</b>	<b>-4,527.93</b>	<b>-3,012.49</b>	<b>-1,515.44</b>	<b>-4,881.21</b>	<b>-12,050.08</b>	<b>7,168.87</b>	<b>-36,150.00</b>

### C-Street CID Sales Tax Receipts

MONTH	2014-15	2015-16	2016-17	2017-2018	2018-2019	2019-2020	2020-2021	2021-2022	2022-2023	2023-2024	Change	% Chg.
July	\$2,151	\$2,656	\$1,441	\$1,182	\$2,731	\$22	\$3,812	\$6,345	\$5,233	\$7,075	\$1,842	35.20%
Aug	\$4,160	\$3,028	\$5,352	\$3,717	\$5,358	\$70	\$6,642	\$9,613	\$7,832	\$8,254	\$422	5.39%
Sept	\$3,801	\$1,612	\$2,853	\$3,472	\$3,184	\$107	\$4,197	\$5,250	\$5,025	\$8,311	\$3,287	62.61%
Oct	\$1,471	\$1,245	\$1,380	\$2,216	\$2,640	\$0	\$3,125	\$5,491	\$4,920	\$7,506	\$2,586	47.10%
Nov	\$5,089	\$6,706	\$4,381	\$2,959	\$3,027	\$0	\$7,087	\$8,058	\$8,511			0.00%
Dec	\$2,445	\$2,760	\$2,824	\$3,816	\$4,481	\$0	\$3,429	\$6,138	\$5,962			0.00%
Jan	\$944	\$2,050	\$2,135	\$3,584	\$3,976	\$3	\$3,168	\$5,653	\$4,131			0.00%
Feb	\$4,314	\$3,403	\$4,604	\$3,907	\$7,376	\$0	\$6,560	\$10,551	\$7,607			0.00%
Mar	\$2,478	\$2,842	\$3,868	\$3,117	\$3,016	\$0	\$3,652	\$4,498	\$8,676			0.00%
April	\$1,649	\$2,239	\$1,464	\$4,179	\$2,702	\$0	\$4,040	\$6,260	\$4,455			0.00%
May	\$3,623	\$5,251	\$4,002	\$5,172	\$3,149	\$2,953	\$6,517	\$9,661	\$7,317			0.00%
June	\$5,706	\$3,024	\$5,994	\$4,812	\$2,448	\$3,608	\$6,417	\$2,998	\$8,043			0.00%
<b>TOTAL</b>	<b>\$37,830</b>	<b>\$36,815</b>	<b>\$40,299</b>	<b>\$42,134</b>	<b>\$44,088</b>	<b>\$6,764</b>	<b>\$58,645</b>	<b>\$80,516</b>	<b>\$77,711</b>	<b>\$31,146</b>	<b>\$8,137</b>	<b>35.36%</b>



Sales Tax Receipts received after 3/31/19 are residual funds from prior tax rate.

Sales Tax Receipts received after 4/30/20 are reflective of the new tax rate.



**C-STREET CID**  
**Balance Sheet**  
As of November 30, 2023

	<u>Nov 30, 23</u>
<b>ASSETS</b>	
<b>Current Assets</b>	
<b>Checking/Savings</b>	
10101 · Operating	40,022.19
<b>Total Checking/Savings</b>	40,022.19
<b>Accounts Receivable</b>	
11000 · Accounts Receivable	7,410.59
<b>Total Accounts Receivable</b>	7,410.59
<b>Other Current Assets</b>	
13000 · FUNDS RECEIVABLE	22.63
<b>Total Other Current Assets</b>	22.63
<b>Total Current Assets</b>	47,455.41
<b>TOTAL ASSETS</b>	<b><u>47,455.41</u></b>
<b>LIABILITIES &amp; EQUITY</b>	
<b>Liabilities</b>	
<b>Current Liabilities</b>	
<b>Accounts Payable</b>	
23000 · Accounts Payable	6,241.50
<b>Total Accounts Payable</b>	6,241.50
<b>Other Current Liabilities</b>	
25000 · REIMBURSEMENTS PAYABLE	57.98
<b>Total Other Current Liabilities</b>	57.98
<b>Total Current Liabilities</b>	6,299.48
<b>Total Liabilities</b>	6,299.48
<b>Equity</b>	
31105 · Renewal Reserve - Designated	4,843.00
32000 · Unrestricted Net Assets	48,237.84
Net Income	-11,924.91
<b>Total Equity</b>	41,155.93
<b>TOTAL LIABILITIES &amp; EQUITY</b>	<b><u>47,455.41</u></b>



**C-STREET CID**  
**Profit & Loss MTH & FYTD**  
 November 2023

	Nov 23	Jul - Nov 23
<b>Ordinary Income/Expense</b>		
<b>Income</b>		
43400 · Direct Public Support		
43415 · SALES TAX REVENUE (.5%)	6,842.98	36,607.61
43420 · USE TAX REVENUE	567.61	1,949.40
<b>Total 43400 · Direct Public Support</b>	<b>7,410.59</b>	<b>38,557.01</b>
<b>Total Income</b>	<b>7,410.59</b>	<b>38,557.01</b>
<b>Expense</b>		
62800 · District Maintenance		
62801 · Snow & Trash Removal	473.15	2,207.60
62803 · Landscaping	0.00	3,940.71
62870 · Maintenance Supplies	53.17	53.17
62890 · Street Fixtures	373.00	948.00
62900 · Security	2,543.45	2,843.45
<b>Total 62800 · District Maintenance</b>	<b>3,442.77</b>	<b>9,992.93</b>
64000 · District Promotion		
64100 · District Advertising		
64110 · Print Advertising	225.00	4,232.86
64130 · Radio Advertising	1,144.00	4,657.10
64140 · Online Advertising	324.72	905.94
64190 · Other Advertising	0.00	171.79
<b>Total 64100 · District Advertising</b>	<b>1,693.72</b>	<b>9,967.69</b>
64300 · District Brochure	0.00	714.00
64500 · Event/Project Support		
64520 · Thriller on C-Street	0.00	1,500.00
64530 · Culturefest	0.00	1,500.00
64590 · Other Events/Projects	600.00	600.00
<b>Total 64500 · Event/Project Support</b>	<b>600.00</b>	<b>3,600.00</b>
64610 · Holiday Decorations	5,738.00	7,524.35
64710 · Special Occasions	385.40	385.40
<b>Total 64000 · District Promotion</b>	<b>8,417.12</b>	<b>22,191.44</b>
65000 · Operations		
65005 · Accounting Fees	375.00	2,250.00
65025 · Licenses & Fees	0.00	300.00
65040 · Office Expense	110.57	572.26
65065 · Printing and Copying	30.83	30.83
<b>Total 65000 · Operations</b>	<b>516.40</b>	<b>3,153.09</b>
65100 · Other Expenses		
65175 · CID RENEWAL COSTS	0.00	4,092.96
65180 · Renewal Reserve Allocation	167.00	835.00
<b>Total 65100 · Other Expenses</b>	<b>167.00</b>	<b>4,927.96</b>
66000 · Payroll Expenses		
66030 · Other Payroll Expenses	1,911.00	10,216.50
<b>Total 66000 · Payroll Expenses</b>	<b>1,911.00</b>	<b>10,216.50</b>
<b>Total Expense</b>	<b>14,454.29</b>	<b>50,481.92</b>
<b>Net Ordinary Income</b>	<b>-7,043.70</b>	<b>-11,924.91</b>
<b>Net Income</b>	<b>-7,043.70</b>	<b>-11,924.91</b>

**C-STREET CID**  
**Profit & Loss Budget Performance**  
**November 2023**

12/08/23

Accrual Basis

	Nov 23	Budget	\$ Over Budget	Jul - Nov 23	YTD Budget	\$ Over Budget	Annual Budget
<b>Ordinary Income/Expense</b>							
<b>Income</b>							
43400 · Direct Public Support							
43415 · SALES TAX REVENUE (.5%)	6,842.98	5,633.33	1,209.65	36,607.61	28,166.69	8,440.92	67,600.00
43420 · USE TAX REVENUE	567.61	304.17	263.44	1,949.40	1,520.81	428.59	3,650.00
<b>Total 43400 · Direct Public Support</b>	<u>7,410.59</u>	<u>5,937.50</u>	<u>1,473.09</u>	<u>38,557.01</u>	<u>29,687.50</u>	<u>8,869.51</u>	<u>71,250.00</u>
<b>Total Income</b>	7,410.59	5,937.50	1,473.09	38,557.01	29,687.50	8,869.51	71,250.00
<b>Expense</b>							
62800 · District Maintenance							
62801 · Snow & Trash Removal	473.15	400.00	73.15	2,207.60	2,000.00	207.60	4,800.00
62803 · Landscaping	0.00	1,600.00	-1,600.00	3,940.71	8,000.00	-4,059.29	19,200.00
62870 · Maintenance Supplies	53.17	208.33	-155.16	53.17	1,041.69	-988.52	2,500.00
62890 · Street Fixtures	373.00	166.67	206.33	948.00	833.31	114.69	2,000.00
62900 · Security	2,543.45	83.33	2,460.12	2,843.45	416.69	2,426.76	1,000.00
<b>Total 62800 · District Maintenance</b>	<u>3,442.77</u>	<u>2,458.33</u>	<u>984.44</u>	<u>9,992.93</u>	<u>12,291.69</u>	<u>-2,298.76</u>	<u>29,500.00</u>
64000 · District Promotion							
64100 · District Advertising							
64110 · Print Advertising	225.00	583.33	-358.33	4,232.86	2,916.69	1,316.17	7,000.00
64130 · Radio Advertising	1,144.00	625.00	519.00	4,657.10	3,125.00	1,532.10	7,500.00
64140 · Online Advertising	324.72	583.33	-258.61	905.94	2,916.69	-2,010.75	7,000.00
64190 · Other Advertising	0.00	41.67	-41.67	171.79	208.31	-36.52	500.00
<b>Total 64100 · District Advertising</b>	<u>1,693.72</u>	<u>1,833.33</u>	<u>-139.61</u>	<u>9,967.69</u>	<u>9,166.69</u>	<u>801.00</u>	<u>22,000.00</u>
64300 · District Brochure	0.00	0.00	0.00	714.00	0.00	714.00	0.00
64500 · Event/Project Support							
64520 · Thriller on C-Street	0.00	0.00	0.00	1,500.00	0.00	1,500.00	0.00
64530 · Culturefest	0.00	0.00	0.00	1,500.00	0.00	1,500.00	0.00
64590 · Other Events/Projects	600.00	833.33	-233.33	600.00	4,166.69	-3,566.69	10,000.00
<b>Total 64500 · Event/Project Support</b>	<u>600.00</u>	<u>833.33</u>	<u>-233.33</u>	<u>3,600.00</u>	<u>4,166.69</u>	<u>-566.69</u>	<u>10,000.00</u>
64610 · Holiday Decorations	5,738.00	666.67	5,071.33	7,524.35	3,333.31	4,191.04	8,000.00
64710 · Special Occasions	385.40	83.33	302.07	385.40	416.69	-31.29	1,000.00
<b>Total 64000 · District Promotion</b>	<u>8,417.12</u>	<u>3,416.66</u>	<u>5,000.46</u>	<u>22,191.44</u>	<u>17,083.38</u>	<u>5,108.06</u>	<u>41,000.00</u>
65000 · Operations							
65005 · Accounting Fees	375.00	300.00	75.00	2,250.00	1,500.00	750.00	3,600.00
65025 · Licenses & Fees	0.00	41.67	-41.67	300.00	208.31	91.69	500.00
65040 · Office Expense	110.57	125.00	-14.43	572.26	625.00	-52.74	1,500.00
65060 · Postage, Mailing Service	0.00	12.50	-12.50	0.00	62.50	-62.50	150.00
65065 · Printing and Copying	30.83	12.50	18.33	30.83	62.50	-31.67	150.00
<b>Total 65000 · Operations</b>	<u>516.40</u>	<u>491.67</u>	<u>24.73</u>	<u>3,153.09</u>	<u>2,458.31</u>	<u>694.78</u>	<u>5,900.00</u>

12/08/23

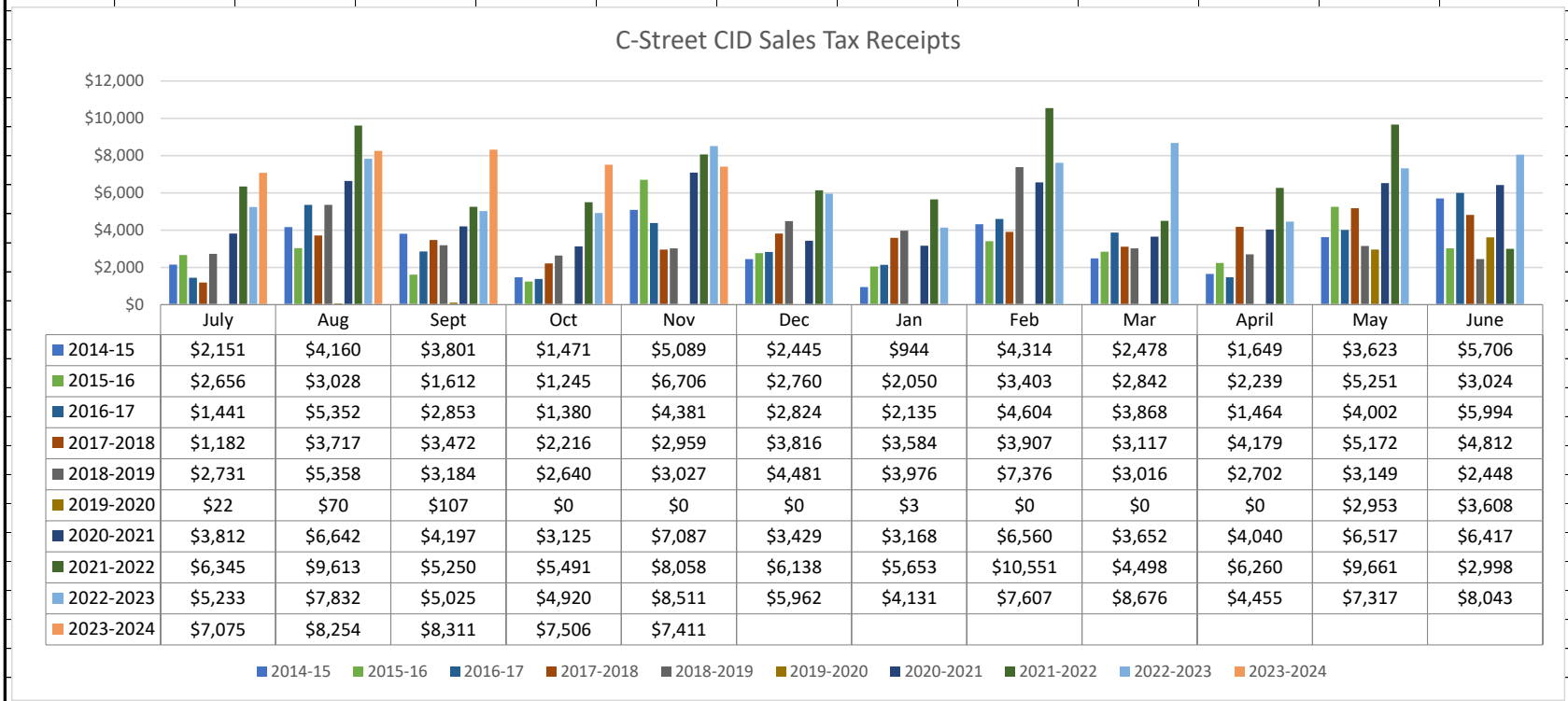
## C-STREET CID Profit & Loss Budget Performance November 2023

Accrual Basis

	Nov 23	Budget	\$ Over Budget	Jul - Nov 23	YTD Budget	\$ Over Budget	Annual Budget
<b>65100 · Other Expenses</b>							
65120 · Insurance - Liability, D and O	0.00	166.67	-166.67	0.00	833.31	-833.31	2,000.00
65175 · CID RENEWAL COSTS	0.00	0.00	0.00	4,092.96	0.00	4,092.96	0.00
65180 · Renewal Reserve Allocation	167.00	125.00	42.00	835.00	625.00	210.00	1,500.00
65190 · Other Costs	0.00	208.33	-208.33	0.00	1,041.69	-1,041.69	2,500.00
<b>Total 65100 · Other Expenses</b>	167.00	500.00	-333.00	4,927.96	2,500.00	2,427.96	6,000.00
<b>66000 · Payroll Expenses</b>							
66030 · Other Payroll Expenses	1,911.00	2,083.33	-172.33	10,216.50	10,416.69	-200.19	25,000.00
<b>Total 66000 · Payroll Expenses</b>	1,911.00	2,083.33	-172.33	10,216.50	10,416.69	-200.19	25,000.00
<b>Total Expense</b>	14,454.29	8,949.99	5,504.30	50,481.92	44,750.07	5,731.85	107,400.00
<b>Net Ordinary Income</b>	-7,043.70	-3,012.49	-4,031.21	-11,924.91	-15,062.57	3,137.66	-36,150.00
<b>Net Income</b>	<b>-7,043.70</b>	<b>-3,012.49</b>	<b>-4,031.21</b>	<b>-11,924.91</b>	<b>-15,062.57</b>	<b>3,137.66</b>	<b>-36,150.00</b>

## C-Street CID Sales Tax Receipts

MONTH	2014-15	2015-16	2016-17	2017-2018	2018-2019	2019-2020	2020-2021	2021-2022	2022-2023	2023-2024	Change	% Chg.
July	\$2,151	\$2,656	\$1,441	\$1,182	\$2,731	\$22	\$3,812	\$6,345	\$5,233	\$7,075	\$1,842	35.20%
Aug	\$4,160	\$3,028	\$5,352	\$3,717	\$5,358	\$70	\$6,642	\$9,613	\$7,832	\$8,254	\$422	5.39%
Sept	\$3,801	\$1,612	\$2,853	\$3,472	\$3,184	\$107	\$4,197	\$5,250	\$5,025	\$8,311	\$3,287	62.61%
Oct	\$1,471	\$1,245	\$1,380	\$2,216	\$2,640	\$0	\$3,125	\$5,491	\$4,920	\$7,506	\$2,586	47.10%
Nov	\$5,089	\$6,706	\$4,381	\$2,959	\$3,027	\$0	\$7,087	\$8,058	\$8,511	\$7,411	-\$1,100	-13.65%
Dec	\$2,445	\$2,760	\$2,824	\$3,816	\$4,481	\$0	\$3,429	\$6,138	\$5,962			0.00%
Jan	\$944	\$2,050	\$2,135	\$3,584	\$3,976	\$3	\$3,168	\$5,653	\$4,131			0.00%
Feb	\$4,314	\$3,403	\$4,604	\$3,907	\$7,376	\$0	\$6,560	\$10,551	\$7,607			0.00%
Mar	\$2,478	\$2,842	\$3,868	\$3,117	\$3,016	\$0	\$3,652	\$4,498	\$8,676			0.00%
April	\$1,649	\$2,239	\$1,464	\$4,179	\$2,702	\$0	\$4,040	\$6,260	\$4,455			0.00%
May	\$3,623	\$5,251	\$4,002	\$5,172	\$3,149	\$2,953	\$6,517	\$9,661	\$7,317			0.00%
June	\$5,706	\$3,024	\$5,994	\$4,812	\$2,448	\$3,608	\$6,417	\$2,998	\$8,043			0.00%
<b>TOTAL</b>	<b>\$37,830</b>	<b>\$36,815</b>	<b>\$40,299</b>	<b>\$42,134</b>	<b>\$44,088</b>	<b>\$6,764</b>	<b>\$58,645</b>	<b>\$80,516</b>	<b>\$77,711</b>	<b>\$38,557</b>	<b>\$7,037</b>	<b>22.32%</b>



Sales Tax Receipts received after 3/31/19 are residual funds from prior tax rate.

Sales Tax Receipts received after 4/30/20 are reflective of the new tax rate.

**C-STREET CID**  
**Balance Sheet**  
As of January 31, 2024

	<u>Jan 31, 24</u>
<b>ASSETS</b>	
<b>Current Assets</b>	
<b>Checking/Savings</b>	
10101 · Operating	38,260.36
<b>Total Checking/Savings</b>	38,260.36
<b>Accounts Receivable</b>	
11000 · Accounts Receivable	203.24
<b>Total Accounts Receivable</b>	203.24
<b>Other Current Assets</b>	
12000 · Undeposited Funds	7,472.94
<b>Total Other Current Assets</b>	7,472.94
<b>Total Current Assets</b>	45,936.54
<b>TOTAL ASSETS</b>	<b><u>45,936.54</u></b>
<b>LIABILITIES &amp; EQUITY</b>	
<b>Liabilities</b>	
<b>Current Liabilities</b>	
<b>Accounts Payable</b>	
23000 · Accounts Payable	3,294.50
<b>Total Accounts Payable</b>	3,294.50
<b>Total Current Liabilities</b>	3,294.50
<b>Total Liabilities</b>	3,294.50
<b>Equity</b>	
31105 · Renewal Reserve - Designated	5,177.00
32000 · Unrestricted Net Assets	48,237.84
Net Income	-10,772.80
<b>Total Equity</b>	42,642.04
<b>TOTAL LIABILITIES &amp; EQUITY</b>	<b><u>45,936.54</u></b>

**C-STREET CID**  
**Profit & Loss MTH & FYTD**  
**January 2024**

	Jan 24	Jul '23 - Jan 24
<b>Ordinary Income/Expense</b>		
<b>Income</b>		
43400 · Direct Public Support		
43415 · SALES TAX REVENUE (.5%)	0.00	45,522.99
43420 · USE TAX REVENUE	203.24	2,492.07
<b>Total 43400 · Direct Public Support</b>	203.24	48,015.06
48400 · Other Income		
48490 · Various Receipts	7,408.49	7,408.49
<b>Total 48400 · Other Income</b>	7,408.49	7,408.49
<b>Total Income</b>	7,611.73	55,423.55
<b>Expense</b>		
62800 · District Maintenance		
62801 · Snow & Trash Removal	748.40	3,698.90
62803 · Landscaping	0.00	5,155.71
62870 · Maintenance Supplies	0.00	53.17
62890 · Street Fixtures	0.00	2,993.00
62900 · Security	75.00	6,103.10
<b>Total 62800 · District Maintenance</b>	823.40	18,003.88
64000 · District Promotion		
64100 · District Advertising		
64110 · Print Advertising	225.00	4,732.86
64130 · Radio Advertising	784.00	6,225.10
64140 · Online Advertising	250.00	1,440.07
64190 · Other Advertising	0.00	171.79
<b>Total 64100 · District Advertising</b>	1,259.00	12,569.82
64300 · District Brochure	0.00	714.00
64500 · Event/Project Support		
64520 · Thriller on C-Street	0.00	1,500.00
64530 · Culturefest	0.00	1,500.00
64590 · Other Events/Projects	0.00	600.00
<b>Total 64500 · Event/Project Support</b>	0.00	3,600.00
64610 · Holiday Decorations	0.00	7,524.35
64710 · Special Occasions	0.00	385.40
<b>Total 64000 · District Promotion</b>	1,259.00	24,793.57
65000 · Operations		
65005 · Accounting Fees	375.00	3,000.00
65025 · Licenses & Fees	0.00	300.00
65040 · Office Expense	148.30	800.56
65065 · Printing and Copying	0.00	30.83
<b>Total 65000 · Operations</b>	523.30	4,131.39
65100 · Other Expenses		
65175 · CID RENEWAL COSTS	-64.45	4,028.51
65180 · Renewal Reserve Allocation	167.00	1,169.00
<b>Total 65100 · Other Expenses</b>	102.55	5,197.51

02/09/24  
Accrual Basis

**C-STREET CID**  
**Profit & Loss MTH & FYTD**  
January 2024

---

	<u>Jan 24</u>	<u>Jul '23 - Jan 24</u>
66000 · Payroll Expenses		
66030 · Other Payroll Expenses	<u>1,795.50</u>	<u>14,070.00</u>
<b>Total 66000 · Payroll Expenses</b>	<u>1,795.50</u>	<u>14,070.00</u>
<b>Total Expense</b>	<u>4,503.75</u>	<u>66,196.35</u>
<b>Net Ordinary Income</b>	<u>3,107.98</u>	<u>-10,772.80</u>
<b>Net Income</b>	<u><b>3,107.98</b></u>	<u><b>-10,772.80</b></u>

02/09/24

**C-STREET CID**  
**Profit & Loss Budget Performance**  
 January 2024

Accrual Basis

	Jan 24	Budget	\$ Over Budget	Jul '23 - Jan 24	YTD Budget	\$ Over Budget	Annual Budget
<b>Ordinary Income/Expense</b>							
<b>Income</b>							
43400 · Direct Public Support							
43415 · SALES TAX REVENUE (.5%)	0.00	5,633.33	-5,633.33	45,522.99	39,433.35	6,089.64	67,600.00
43420 · USE TAX REVENUE	203.24	304.17	-100.93	2,492.07	2,129.15	362.92	3,650.00
<b>Total 43400 · Direct Public Support</b>	<b>203.24</b>	<b>5,937.50</b>	<b>-5,734.26</b>	<b>48,015.06</b>	<b>41,562.50</b>	<b>6,452.56</b>	<b>71,250.00</b>
48400 · Other Income							
48490 · Various Receipts	7,408.49	0.00	7,408.49	7,408.49	0.00	7,408.49	0.00
<b>Total 48400 · Other Income</b>	<b>7,408.49</b>	<b>0.00</b>	<b>7,408.49</b>	<b>7,408.49</b>	<b>0.00</b>	<b>7,408.49</b>	<b>0.00</b>
<b>Total Income</b>	<b>7,611.73</b>	<b>5,937.50</b>	<b>1,674.23</b>	<b>55,423.55</b>	<b>41,562.50</b>	<b>13,861.05</b>	<b>71,250.00</b>
<b>Expense</b>							
62800 · District Maintenance							
62801 · Snow & Trash Removal	748.40	400.00	348.40	3,698.90	2,800.00	898.90	4,800.00
62803 · Landscaping	0.00	1,600.00	-1,600.00	5,155.71	11,200.00	-6,044.29	19,200.00
62870 · Maintenance Supplies	0.00	208.33	-208.33	53.17	1,458.35	-1,405.18	2,500.00
62890 · Street Fixtures	0.00	166.67	-166.67	2,993.00	1,166.65	1,826.35	2,000.00
62900 · Security	75.00	83.33	-8.33	6,103.10	583.35	5,519.75	1,000.00
<b>Total 62800 · District Maintenance</b>	<b>823.40</b>	<b>2,458.33</b>	<b>-1,634.93</b>	<b>18,003.88</b>	<b>17,208.35</b>	<b>795.53</b>	<b>29,500.00</b>
64000 · District Promotion							
64100 · District Advertising							
64110 · Print Advertising	225.00	583.33	-358.33	4,732.86	4,083.35	649.51	7,000.00
64130 · Radio Advertising	784.00	625.00	159.00	6,225.10	4,375.00	1,850.10	7,500.00
64140 · Online Advertising	250.00	583.33	-333.33	1,440.07	4,083.35	-2,643.28	7,000.00
64190 · Other Advertising	0.00	41.67	-41.67	171.79	291.65	-119.86	500.00
<b>Total 64100 · District Advertising</b>	<b>1,259.00</b>	<b>1,833.33</b>	<b>-574.33</b>	<b>12,569.82</b>	<b>12,833.35</b>	<b>-263.53</b>	<b>22,000.00</b>
64300 · District Brochure	0.00	0.00	0.00	714.00	0.00	714.00	0.00
64500 · Event/Project Support							
64520 · Thriller on C-Street	0.00	0.00	0.00	1,500.00	0.00	1,500.00	0.00
64530 · Culturefest	0.00	0.00	0.00	1,500.00	0.00	1,500.00	0.00
64590 · Other Events/Projects	0.00	833.33	-833.33	600.00	5,833.35	-5,233.35	10,000.00
<b>Total 64500 · Event/Project Support</b>	<b>0.00</b>	<b>833.33</b>	<b>-833.33</b>	<b>3,600.00</b>	<b>5,833.35</b>	<b>-2,233.35</b>	<b>10,000.00</b>
64610 · Holiday Decorations	0.00	666.67	-666.67	7,524.35	4,666.65	2,857.70	8,000.00
64710 · Special Occasions	0.00	83.33	-83.33	385.40	583.35	-197.95	1,000.00
<b>Total 64000 · District Promotion</b>	<b>1,259.00</b>	<b>3,416.66</b>	<b>-2,157.66</b>	<b>24,793.57</b>	<b>23,916.70</b>	<b>876.87</b>	<b>41,000.00</b>
65000 · Operations							
65005 · Accounting Fees	375.00	300.00	75.00	3,000.00	2,100.00	900.00	3,600.00
65025 · Licenses & Fees	0.00	41.67	-41.67	300.00	291.65	8.35	500.00
65040 · Office Expense	148.30	125.00	23.30	800.56	875.00	-74.44	1,500.00
65060 · Postage, Mailing Service	0.00	12.50	-12.50	0.00	87.50	-87.50	150.00
65065 · Printing and Copying	0.00	12.50	-12.50	30.83	87.50	-56.67	150.00
<b>Total 65000 · Operations</b>	<b>523.30</b>	<b>491.67</b>	<b>31.63</b>	<b>4,131.39</b>	<b>3,441.65</b>	<b>689.74</b>	<b>5,900.00</b>



02/09/24

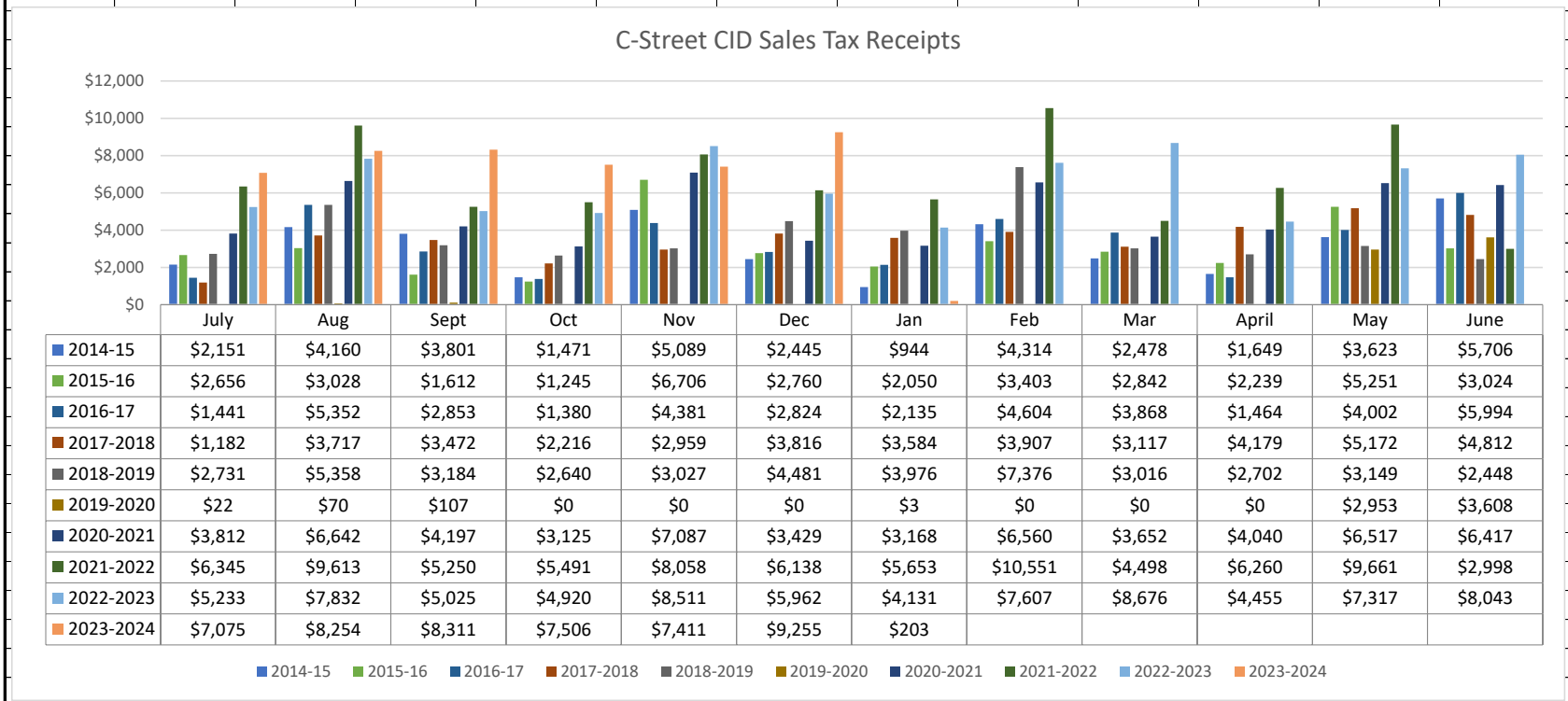
Accrual Basis

## C-STREET CID Profit & Loss Budget Performance January 2024

	Jan 24	Budget	\$ Over Budget	Jul '23 - Jan 24	YTD Budget	\$ Over Budget	Annual Budget
<b>65100 · Other Expenses</b>							
65120 · Insurance - Liability, D and O	0.00	166.67	-166.67	0.00	1,166.65	-1,166.65	2,000.00
65175 · CID RENEWAL COSTS	-64.45	0.00	-64.45	4,028.51	0.00	4,028.51	0.00
65180 · Renewal Reserve Allocation	167.00	125.00	42.00	1,169.00	875.00	294.00	1,500.00
65190 · Other Costs	0.00	208.33	-208.33	0.00	1,458.35	-1,458.35	2,500.00
<b>Total 65100 · Other Expenses</b>	<b>102.55</b>	<b>500.00</b>	<b>-397.45</b>	<b>5,197.51</b>	<b>3,500.00</b>	<b>1,697.51</b>	<b>6,000.00</b>
<b>66000 · Payroll Expenses</b>							
66030 · Other Payroll Expenses	1,795.50	2,083.33	-287.83	14,070.00	14,583.35	-513.35	25,000.00
<b>Total 66000 · Payroll Expenses</b>	<b>1,795.50</b>	<b>2,083.33</b>	<b>-287.83</b>	<b>14,070.00</b>	<b>14,583.35</b>	<b>-513.35</b>	<b>25,000.00</b>
<b>Total Expense</b>	<b>4,503.75</b>	<b>8,949.99</b>	<b>-4,446.24</b>	<b>66,196.35</b>	<b>62,650.05</b>	<b>3,546.30</b>	<b>107,400.00</b>
<b>Net Ordinary Income</b>	<b>3,107.98</b>	<b>-3,012.49</b>	<b>6,120.47</b>	<b>-10,772.80</b>	<b>-21,087.55</b>	<b>10,314.75</b>	<b>-36,150.00</b>
<b>Net Income</b>	<b>3,107.98</b>	<b>-3,012.49</b>	<b>6,120.47</b>	<b>-10,772.80</b>	<b>-21,087.55</b>	<b>10,314.75</b>	<b>-36,150.00</b>

### C-Street CID Sales Tax Receipts

MONTH	2014-15	2015-16	2016-17	2017-2018	2018-2019	2019-2020	2020-2021	2021-2022	2022-2023	2023-2024	Change	% Chg.
July	\$2,151	\$2,656	\$1,441	\$1,182	\$2,731	\$22	\$3,812	\$6,345	\$5,233	\$7,075	\$1,842	35.20%
Aug	\$4,160	\$3,028	\$5,352	\$3,717	\$5,358	\$70	\$6,642	\$9,613	\$7,832	\$8,254	\$422	5.39%
Sept	\$3,801	\$1,612	\$2,853	\$3,472	\$3,184	\$107	\$4,197	\$5,250	\$5,025	\$8,311	\$3,287	65.42%
Oct	\$1,471	\$1,245	\$1,380	\$2,216	\$2,640	\$0	\$3,125	\$5,491	\$4,920	\$7,506	\$2,586	52.56%
Nov	\$5,089	\$6,706	\$4,381	\$2,959	\$3,027	\$0	\$7,087	\$8,058	\$8,511	\$7,411	-\$1,100	-12.93%
Dec	\$2,445	\$2,760	\$2,824	\$3,816	\$4,481	\$0	\$3,429	\$6,138	\$5,962	\$9,255	\$3,293	55.24%
Jan	\$944	\$2,050	\$2,135	\$3,584	\$3,976	\$3	\$3,168	\$5,653	\$4,131	\$203	-\$3,927	-95.08%
Feb	\$4,314	\$3,403	\$4,604	\$3,907	\$7,376	\$0	\$6,560	\$10,551	\$7,607			0.00%
Mar	\$2,478	\$2,842	\$3,868	\$3,117	\$3,016	\$0	\$3,652	\$4,498	\$8,676			0.00%
April	\$1,649	\$2,239	\$1,464	\$4,179	\$2,702	\$0	\$4,040	\$6,260	\$4,455			0.00%
May	\$3,623	\$5,251	\$4,002	\$5,172	\$3,149	\$2,953	\$6,517	\$9,661	\$7,317			0.00%
June	\$5,706	\$3,024	\$5,994	\$4,812	\$2,448	\$3,608	\$6,417	\$2,998	\$8,043			0.00%
<b>TOTAL</b>	<b>\$37,830</b>	<b>\$36,815</b>	<b>\$40,299</b>	<b>\$42,134</b>	<b>\$44,088</b>	<b>\$6,764</b>	<b>\$58,645</b>	<b>\$80,516</b>	<b>\$77,711</b>	<b>\$48,015</b>	<b>\$6,402</b>	<b>15.39%</b>



Sales Tax Receipts received after 3/31/19 are residual funds from prior tax rate.

Sales Tax Receipts received after 4/30/20 are reflective of the new tax rate.

**C-STREET CID**  
**Balance Sheet**  
As of February 29, 2024

	<u>Feb 29, 24</u>
<b>ASSETS</b>	
<b>Current Assets</b>	
<b>Checking/Savings</b>	
10101 · Operating	40,216.64
<b>Total Checking/Savings</b>	40,216.64
<b>Accounts Receivable</b>	
11000 · Accounts Receivable	3,766.11
<b>Total Accounts Receivable</b>	3,766.11
<b>Total Current Assets</b>	43,982.75
<b>TOTAL ASSETS</b>	<b>43,982.75</b>
<b>LIABILITIES &amp; EQUITY</b>	
<b>Liabilities</b>	
<b>Current Liabilities</b>	
<b>Accounts Payable</b>	
23000 · Accounts Payable	5,018.42
<b>Total Accounts Payable</b>	5,018.42
<b>Total Current Liabilities</b>	5,018.42
<b>Total Liabilities</b>	5,018.42
<b>Equity</b>	
31105 · Renewal Reserve - Designated	5,344.00
32000 · Unrestricted Net Assets	48,237.84
Net Income	-14,617.51
<b>Total Equity</b>	38,964.33
<b>TOTAL LIABILITIES &amp; EQUITY</b>	<b>43,982.75</b>

**C-STREET CID**  
**Profit & Loss MTH & FYTD**  
**February 2024**

	Feb 24	Jul '23 - Feb 24
<b>Ordinary Income/Expense</b>		
<b>Income</b>		
<b>43400 · Direct Public Support</b>		
43415 · SALES TAX REVENUE (.5%)	3,587.45	49,110.44
43420 · USE TAX REVENUE	178.66	2,670.73
<b>Total 43400 · Direct Public Support</b>	3,766.11	51,781.17
<b>48400 · Other Income</b>		
48490 · Various Receipts	0.00	7,408.49
<b>Total 48400 · Other Income</b>	0.00	7,408.49
<b>Total Income</b>	3,766.11	59,189.66
<b>Expense</b>		
<b>62800 · District Maintenance</b>		
62801 · Snow & Trash Removal	378.90	4,077.80
62803 · Landscaping	990.00	6,145.71
62870 · Maintenance Supplies	9.55	62.72
62890 · Street Fixtures	0.00	2,993.00
62900 · Security	75.00	6,178.10
<b>Total 62800 · District Maintenance</b>	1,453.45	19,457.33
<b>64000 · District Promotion</b>		
<b>64100 · District Advertising</b>		
64110 · Print Advertising	225.00	4,957.86
64130 · Radio Advertising	784.00	7,009.10
64140 · Online Advertising	0.00	1,440.07
64190 · Other Advertising	0.00	171.79
<b>Total 64100 · District Advertising</b>	1,009.00	13,578.82
64300 · District Brochure	0.00	714.00
<b>64500 · Event/Project Support</b>		
64520 · Thriller on C-Street	0.00	1,500.00
64530 · Culturefest	0.00	1,500.00
64590 · Other Events/Projects	1,000.00	1,600.00
<b>Total 64500 · Event/Project Support</b>	1,000.00	4,600.00
64610 · Holiday Decorations	0.00	7,524.35
64710 · Special Occasions	0.00	385.40
64910 · Website	282.92	282.92
<b>Total 64000 · District Promotion</b>	2,291.92	27,085.49
<b>65000 · Operations</b>		
65005 · Accounting Fees	375.00	3,375.00
65015 · Dues & Subscriptions	250.00	250.00
65025 · Licenses & Fees	0.00	300.00
65040 · Office Expense	521.95	1,322.51
65065 · Printing and Copying	0.00	30.83
<b>Total 65000 · Operations</b>	1,146.95	5,278.34
<b>65100 · Other Expenses</b>		
65175 · CID RENEWAL COSTS	0.00	4,028.51
65180 · Renewal Reserve Allocation	167.00	1,336.00
<b>Total 65100 · Other Expenses</b>	167.00	5,364.51

03/08/24  
Accrual Basis

**C-STREET CID**  
**Profit & Loss MTH & FYTD**  
February 2024

---

	<u>Feb 24</u>	<u>Jul '23 - Feb 24</u>
66000 · Payroll Expenses		
66030 · Other Payroll Expenses	2,551.50	16,621.50
<b>Total 66000 · Payroll Expenses</b>	<u>2,551.50</u>	<u>16,621.50</u>
<b>Total Expense</b>	<u>7,610.82</u>	<u>73,807.17</u>
<b>Net Ordinary Income</b>	<u>-3,844.71</u>	<u>-14,617.51</u>
<b>Net Income</b>	<u><b>-3,844.71</b></u>	<u><b>-14,617.51</b></u>

03/08/24

## C-STREET CID Profit & Loss Budget Performance February 2024

Accrual Basis

	Feb 24	Budget	\$ Over Budget	Jul '23 - Feb 24	YTD Budget	\$ Over Budget	Annual Budget
<b>Ordinary Income/Expense</b>							
<b>Income</b>							
43400 · Direct Public Support							
43415 · SALES TAX REVENUE (.5%)	3,587.45	5,633.33	-2,045.88	49,110.44	45,066.68	4,043.76	67,600.00
43420 · USE TAX REVENUE	178.66	304.17	-125.51	2,670.73	2,433.32	237.41	3,650.00
<b>Total 43400 · Direct Public Support</b>	<b>3,766.11</b>	<b>5,937.50</b>	<b>-2,171.39</b>	<b>51,781.17</b>	<b>47,500.00</b>	<b>4,281.17</b>	<b>71,250.00</b>
48400 · Other Income							
48490 · Various Receipts	0.00	0.00	0.00	7,408.49	0.00	7,408.49	0.00
<b>Total 48400 · Other Income</b>	<b>0.00</b>	<b>0.00</b>	<b>0.00</b>	<b>7,408.49</b>	<b>0.00</b>	<b>7,408.49</b>	<b>0.00</b>
<b>Total Income</b>	<b>3,766.11</b>	<b>5,937.50</b>	<b>-2,171.39</b>	<b>59,189.66</b>	<b>47,500.00</b>	<b>11,689.66</b>	<b>71,250.00</b>
<b>Expense</b>							
62800 · District Maintenance							
62801 · Snow & Trash Removal	378.90	400.00	-21.10	4,077.80	3,200.00	877.80	4,800.00
62803 · Landscaping	990.00	1,600.00	-610.00	6,145.71	12,800.00	-6,654.29	19,200.00
62870 · Maintenance Supplies	9.55	208.33	-198.78	62.72	1,666.68	-1,603.96	2,500.00
62890 · Street Fixtures	0.00	166.67	-166.67	2,993.00	1,333.32	1,659.68	2,000.00
62900 · Security	75.00	83.33	-8.33	6,178.10	666.68	5,511.42	1,000.00
<b>Total 62800 · District Maintenance</b>	<b>1,453.45</b>	<b>2,458.33</b>	<b>-1,004.88</b>	<b>19,457.33</b>	<b>19,666.68</b>	<b>-209.35</b>	<b>29,500.00</b>
64000 · District Promotion							
64100 · District Advertising							
64110 · Print Advertising	225.00	583.33	-358.33	4,957.86	4,666.68	291.18	7,000.00
64130 · Radio Advertising	784.00	625.00	159.00	7,009.10	5,000.00	2,009.10	7,500.00
64140 · Online Advertising	0.00	583.33	-583.33	1,440.07	4,666.68	-3,226.61	7,000.00
64190 · Other Advertising	0.00	41.67	-41.67	171.79	333.32	-161.53	500.00
<b>Total 64100 · District Advertising</b>	<b>1,009.00</b>	<b>1,833.33</b>	<b>-824.33</b>	<b>13,578.82</b>	<b>14,666.68</b>	<b>-1,087.86</b>	<b>22,000.00</b>
64300 · District Brochure	0.00	0.00	0.00	714.00	0.00	714.00	0.00
64500 · Event/Project Support							
64520 · Thriller on C-Street	0.00	0.00	0.00	1,500.00	0.00	1,500.00	0.00
64530 · Culturefest	0.00	0.00	0.00	1,500.00	0.00	1,500.00	0.00
64590 · Other Events/Projects	1,000.00	833.33	166.67	1,600.00	6,666.68	-5,066.68	10,000.00
<b>Total 64500 · Event/Project Support</b>	<b>1,000.00</b>	<b>833.33</b>	<b>166.67</b>	<b>4,600.00</b>	<b>6,666.68</b>	<b>-2,066.68</b>	<b>10,000.00</b>
64610 · Holiday Decorations	0.00	666.67	-666.67	7,524.35	5,333.32	2,191.03	8,000.00
64710 · Special Occasions	0.00	83.33	-83.33	385.40	666.68	-281.28	1,000.00
64910 · Website	282.92	0.00	282.92	282.92	0.00	282.92	0.00
<b>Total 64000 · District Promotion</b>	<b>2,291.92</b>	<b>3,416.66</b>	<b>-1,124.74</b>	<b>27,085.49</b>	<b>27,333.36</b>	<b>-247.87</b>	<b>41,000.00</b>
65000 · Operations							
65005 · Accounting Fees	375.00	300.00	75.00	3,375.00	2,400.00	975.00	3,600.00
65015 · Dues & Subscriptions	250.00	0.00	250.00	250.00	0.00	250.00	0.00
65025 · Licenses & Fees	0.00	41.67	-41.67	300.00	333.32	-33.32	500.00
65040 · Office Expense	521.95	125.00	396.95	1,322.51	1,000.00	322.51	1,500.00
65060 · Postage, Mailing Service	0.00	12.50	-12.50	0.00	100.00	-100.00	150.00
65065 · Printing and Copying	0.00	12.50	-12.50	30.83	100.00	-69.17	150.00
<b>Total 65000 · Operations</b>	<b>1,146.95</b>	<b>491.67</b>	<b>655.28</b>	<b>5,278.34</b>	<b>3,933.32</b>	<b>1,345.02</b>	<b>5,900.00</b>

03/08/24

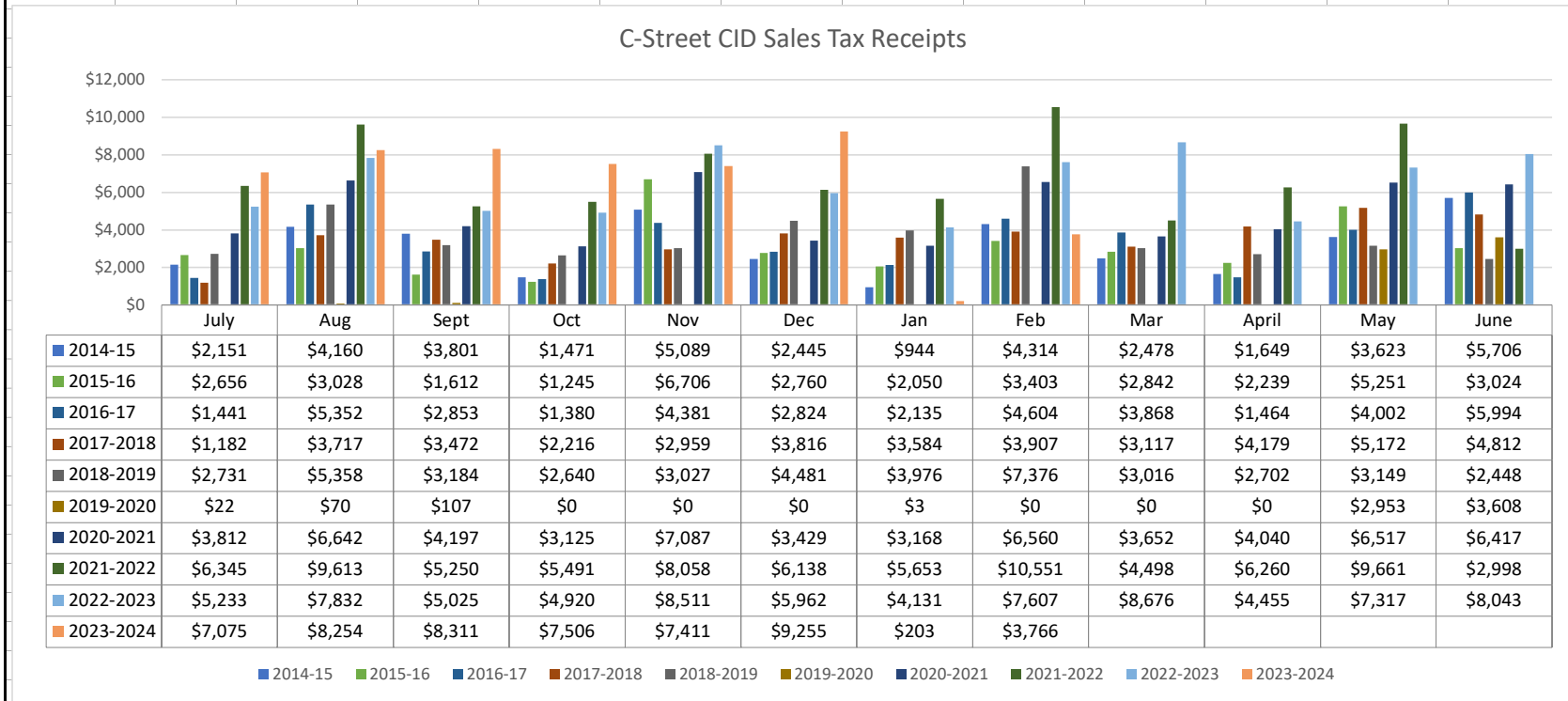
Accrual Basis

## C-STREET CID Profit & Loss Budget Performance February 2024

	Feb 24	Budget	\$ Over Budget	Jul '23 - Feb 24	YTD Budget	\$ Over Budget	Annual Budget
<b>65100 · Other Expenses</b>							
65120 · Insurance - Liability, D and O	0.00	166.67	-166.67	0.00	1,333.32	-1,333.32	2,000.00
65175 · CID RENEWAL COSTS	0.00	0.00	0.00	4,028.51	0.00	4,028.51	0.00
65180 · Renewal Reserve Allocation	167.00	125.00	42.00	1,336.00	1,000.00	336.00	1,500.00
65190 · Other Costs	0.00	208.33	-208.33	0.00	1,666.68	-1,666.68	2,500.00
<b>Total 65100 · Other Expenses</b>	167.00	500.00	-333.00	5,364.51	4,000.00	1,364.51	6,000.00
<b>66000 · Payroll Expenses</b>							
66030 · Other Payroll Expenses	2,551.50	2,083.33	468.17	16,621.50	16,666.68	-45.18	25,000.00
<b>Total 66000 · Payroll Expenses</b>	2,551.50	2,083.33	468.17	16,621.50	16,666.68	-45.18	25,000.00
<b>Total Expense</b>	7,610.82	8,949.99	-1,339.17	73,807.17	71,600.04	2,207.13	107,400.00
<b>Net Ordinary Income</b>	-3,844.71	-3,012.49	-832.22	-14,617.51	-24,100.04	9,482.53	-36,150.00
<b>Net Income</b>	-3,844.71	-3,012.49	-832.22	-14,617.51	-24,100.04	9,482.53	-36,150.00

### C-Street CID Sales Tax Receipts

MONTH	2014-15	2015-16	2016-17	2017-2018	2018-2019	2019-2020	2020-2021	2021-2022	2022-2023	2023-2024	Change	% Chg.
July	\$2,151	\$2,656	\$1,441	\$1,182	\$2,731	\$22	\$3,812	\$6,345	\$5,233	\$7,075	\$1,842	35.20%
Aug	\$4,160	\$3,028	\$5,352	\$3,717	\$5,358	\$70	\$6,642	\$9,613	\$7,832	\$8,254	\$422	5.39%
Sept	\$3,801	\$1,612	\$2,853	\$3,472	\$3,184	\$107	\$4,197	\$5,250	\$5,025	\$8,311	\$3,287	65.42%
Oct	\$1,471	\$1,245	\$1,380	\$2,216	\$2,640	\$0	\$3,125	\$5,491	\$4,920	\$7,506	\$2,586	52.56%
Nov	\$5,089	\$6,706	\$4,381	\$2,959	\$3,027	\$0	\$7,087	\$8,058	\$8,511	\$7,411	-\$1,100	-12.93%
Dec	\$2,445	\$2,760	\$2,824	\$3,816	\$4,481	\$0	\$3,429	\$6,138	\$5,962	\$9,255	\$3,293	55.24%
Jan	\$944	\$2,050	\$2,135	\$3,584	\$3,976	\$3	\$3,168	\$5,653	\$4,131	\$203	-\$3,927	-95.08%
Feb	\$4,314	\$3,403	\$4,604	\$3,907	\$7,376	\$0	\$6,560	\$10,551	\$7,607	\$3,766	-\$3,841	-50.49%
Mar	\$2,478	\$2,842	\$3,868	\$3,117	\$3,016	\$0	\$3,652	\$4,498	\$8,676			0.00%
April	\$1,649	\$2,239	\$1,464	\$4,179	\$2,702	\$0	\$4,040	\$6,260	\$4,455			0.00%
May	\$3,623	\$5,251	\$4,002	\$5,172	\$3,149	\$2,953	\$6,517	\$9,661	\$7,317			0.00%
June	\$5,706	\$3,024	\$5,994	\$4,812	\$2,448	\$3,608	\$6,417	\$2,998	\$8,043			0.00%
<b>TOTAL</b>	<b>\$37,830</b>	<b>\$36,815</b>	<b>\$40,299</b>	<b>\$42,134</b>	<b>\$44,088</b>	<b>\$6,764</b>	<b>\$58,645</b>	<b>\$80,516</b>	<b>\$77,711</b>	<b>\$51,781</b>	<b>\$2,561</b>	<b>5.20%</b>



Sales Tax Receipts received after 3/31/19 are residual funds from prior tax rate.

Sales Tax Receipts received after 4/30/20 are reflective of the new tax rate.



**C-STREET CID**  
**Balance Sheet**  
As of March 31, 2024

	<u>Mar 31, 24</u>
<b>ASSETS</b>	
<b>Current Assets</b>	
<b>Checking/Savings</b>	
10101 · Operating	34,257.64
<b>Total Checking/Savings</b>	34,257.64
<b>Accounts Receivable</b>	
11000 · Accounts Receivable	6,163.82
<b>Total Accounts Receivable</b>	6,163.82
<b>Total Current Assets</b>	40,421.46
<b>TOTAL ASSETS</b>	<b>40,421.46</b>
<b>LIABILITIES &amp; EQUITY</b>	
<b>Liabilities</b>	
<b>Current Liabilities</b>	
<b>Accounts Payable</b>	
23000 · Accounts Payable	8,734.00
<b>Total Accounts Payable</b>	8,734.00
<b>Total Current Liabilities</b>	8,734.00
<b>Total Liabilities</b>	8,734.00
<b>Equity</b>	
31105 · Renewal Reserve - Designated	5,511.00
32000 · Unrestricted Net Assets	48,237.84
Net Income	-22,061.38
<b>Total Equity</b>	31,687.46
<b>TOTAL LIABILITIES &amp; EQUITY</b>	<b>40,421.46</b>

**C-STREET CID**  
**Profit & Loss MTH & FYTD**  
March 2024

	Mar 24	Jul '23 - Mar 24
<b>Ordinary Income/Expense</b>		
<b>Income</b>		
43400 · Direct Public Support		
43415 · SALES TAX REVENUE (.5%)	4,794.45	53,904.89
43420 · USE TAX REVENUE	1,369.37	4,040.10
<b>Total 43400 · Direct Public Support</b>	<b>6,163.82</b>	<b>57,944.99</b>
48400 · Other Income		
48490 · Various Receipts	0.00	7,408.49
<b>Total 48400 · Other Income</b>	<b>0.00</b>	<b>7,408.49</b>
<b>Total Income</b>	<b>6,163.82</b>	<b>65,353.48</b>
<b>Expense</b>		
62800 · District Maintenance		
62801 · Snow & Trash Removal	408.40	4,486.20
62803 · Landscaping	2,894.24	9,039.95
62870 · Maintenance Supplies	0.00	62.72
62880 · Maintenance Equipment	20.95	20.95
62890 · Street Fixtures	5,384.00	8,377.00
62900 · Security	75.00	6,253.10
<b>Total 62800 · District Maintenance</b>	<b>8,782.59</b>	<b>28,239.92</b>
64000 · District Promotion		
64100 · District Advertising		
64110 · Print Advertising	225.00	5,182.86
64130 · Radio Advertising	0.00	7,009.10
64140 · Online Advertising	34.10	1,474.17
64190 · Other Advertising	0.00	171.79
<b>Total 64100 · District Advertising</b>	<b>259.10</b>	<b>13,837.92</b>
64300 · District Brochure	0.00	714.00
64500 · Event/Project Support		
64520 · Thriller on C-Street	0.00	1,500.00
64530 · Culturefest	0.00	1,500.00
64590 · Other Events/Projects	1,600.00	3,200.00
<b>Total 64500 · Event/Project Support</b>	<b>1,600.00</b>	<b>6,200.00</b>
64610 · Holiday Decorations	0.00	7,524.35
64710 · Special Occasions	0.00	385.40
64910 · Website	0.00	282.92
<b>Total 64000 · District Promotion</b>	<b>1,859.10</b>	<b>28,944.59</b>
65000 · Operations		
65005 · Accounting Fees	375.00	3,750.00
65015 · Dues & Subscriptions	99.00	349.00
65025 · Licenses & Fees	170.00	470.00
65040 · Office Expense	80.00	1,402.51
65065 · Printing and Copying	0.00	30.83
<b>Total 65000 · Operations</b>	<b>724.00</b>	<b>6,002.34</b>
65100 · Other Expenses		
65175 · CID RENEWAL COSTS	0.00	4,028.51
65180 · Renewal Reserve Allocation	167.00	1,503.00
<b>Total 65100 · Other Expenses</b>	<b>167.00</b>	<b>5,531.51</b>

04/05/24  
Accrual Basis

**C-STREET CID**  
**Profit & Loss MTH & FYTD**  
March 2024

---

	<u>Mar 24</u>	<u>Jul '23 - Mar 24</u>
66000 · Payroll Expenses		
66030 · Other Payroll Expenses	2,075.00	18,696.50
<b>Total 66000 · Payroll Expenses</b>	<u>2,075.00</u>	<u>18,696.50</u>
<b>Total Expense</b>	<u>13,607.69</u>	<u>87,414.86</u>
<b>Net Ordinary Income</b>	<u>-7,443.87</u>	<u>-22,061.38</u>
<b>Net Income</b>	<u><u>-7,443.87</u></u>	<u><u>-22,061.38</u></u>

**C-STREET CID**  
**Profit & Loss Budget Performance**  
**March 2024**

04/05/24

Accrual Basis

	Mar 24	Budget	\$ Over Budget	Jul '23 - Mar 24	YTD Budget	\$ Over Budget	Annual Budget
<b>Ordinary Income/Expense</b>							
<b>Income</b>							
43400 · Direct Public Support							
43415 · SALES TAX REVENUE (.5%)	4,794.45	5,633.33	-838.88	53,904.89	50,700.01	3,204.88	67,600.00
43420 · USE TAX REVENUE	1,369.37	304.17	1,065.20	4,040.10	2,737.49	1,302.61	3,650.00
<b>Total 43400 · Direct Public Support</b>	<b>6,163.82</b>	<b>5,937.50</b>	<b>226.32</b>	<b>57,944.99</b>	<b>53,437.50</b>	<b>4,507.49</b>	<b>71,250.00</b>
48400 · Other Income							
48490 · Various Receipts	0.00	0.00	0.00	7,408.49	0.00	7,408.49	0.00
<b>Total 48400 · Other Income</b>	<b>0.00</b>	<b>0.00</b>	<b>0.00</b>	<b>7,408.49</b>	<b>0.00</b>	<b>7,408.49</b>	<b>0.00</b>
<b>Total Income</b>	<b>6,163.82</b>	<b>5,937.50</b>	<b>226.32</b>	<b>65,353.48</b>	<b>53,437.50</b>	<b>11,915.98</b>	<b>71,250.00</b>
<b>Expense</b>							
62800 · District Maintenance							
62801 · Snow & Trash Removal	408.40	400.00	8.40	4,486.20	3,600.00	886.20	4,800.00
62803 · Landscaping	2,894.24	1,600.00	1,294.24	9,039.95	14,400.00	-5,360.05	19,200.00
62870 · Maintenance Supplies	0.00	208.33	-208.33	62.72	1,875.01	-1,812.29	2,500.00
62880 · Maintenance Equipment	20.95	0.00	20.95	20.95	0.00	20.95	0.00
62890 · Street Fixtures	5,384.00	166.67	5,217.33	8,377.00	1,499.99	6,877.01	2,000.00
62900 · Security	75.00	83.33	-8.33	6,253.10	750.01	5,503.09	1,000.00
<b>Total 62800 · District Maintenance</b>	<b>8,782.59</b>	<b>2,458.33</b>	<b>6,324.26</b>	<b>28,239.92</b>	<b>22,125.01</b>	<b>6,114.91</b>	<b>29,500.00</b>
64000 · District Promotion							
64100 · District Advertising							
64110 · Print Advertising	225.00	583.33	-358.33	5,182.86	5,250.01	-67.15	7,000.00
64130 · Radio Advertising	0.00	625.00	-625.00	7,009.10	5,625.00	1,384.10	7,500.00
64140 · Online Advertising	34.10	583.33	-549.23	1,474.17	5,250.01	-3,775.84	7,000.00
64190 · Other Advertising	0.00	41.67	-41.67	171.79	374.99	-203.20	500.00
<b>Total 64100 · District Advertising</b>	<b>259.10</b>	<b>1,833.33</b>	<b>-1,574.23</b>	<b>13,837.92</b>	<b>16,500.01</b>	<b>-2,662.09</b>	<b>22,000.00</b>
64300 · District Brochure	0.00	0.00	0.00	714.00	0.00	714.00	0.00
64500 · Event/Project Support							
64520 · Thriller on C-Street	0.00	0.00	0.00	1,500.00	0.00	1,500.00	0.00
64530 · Culturefest	0.00	0.00	0.00	1,500.00	0.00	1,500.00	0.00
64590 · Other Events/Projects	1,600.00	833.33	766.67	3,200.00	7,500.01	-4,300.01	10,000.00
<b>Total 64500 · Event/Project Support</b>	<b>1,600.00</b>	<b>833.33</b>	<b>766.67</b>	<b>6,200.00</b>	<b>7,500.01</b>	<b>-1,300.01</b>	<b>10,000.00</b>
64610 · Holiday Decorations	0.00	666.67	-666.67	7,524.35	5,999.99	1,524.36	8,000.00
64710 · Special Occasions	0.00	83.33	-83.33	385.40	750.01	-364.61	1,000.00
64910 · Website	0.00	0.00	0.00	282.92	0.00	282.92	0.00
<b>Total 64000 · District Promotion</b>	<b>1,859.10</b>	<b>3,416.66</b>	<b>-1,557.56</b>	<b>28,944.59</b>	<b>30,750.02</b>	<b>-1,805.43</b>	<b>41,000.00</b>

04/05/24

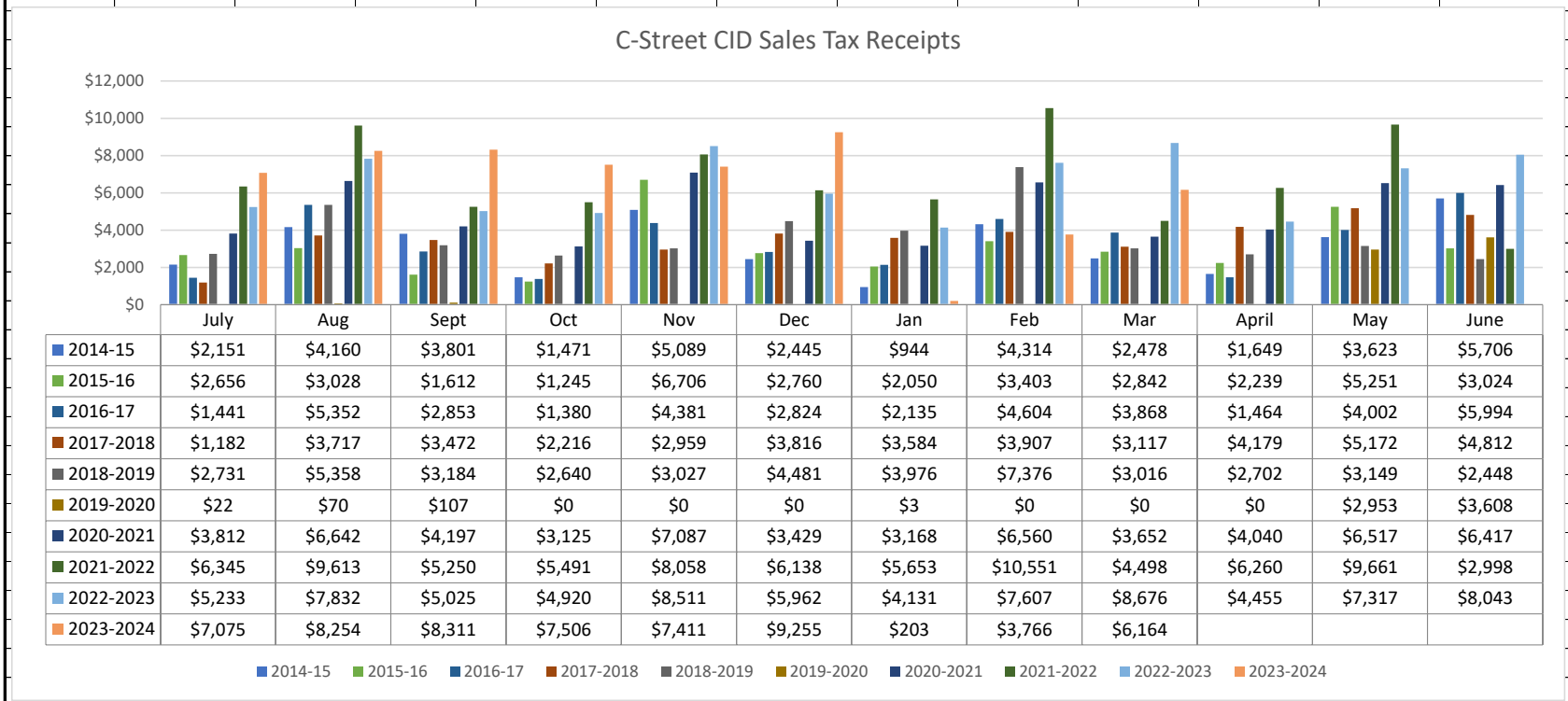
Accrual Basis

## C-STREET CID Profit & Loss Budget Performance March 2024

	Mar 24	Budget	\$ Over Budget	Jul '23 - Mar 24	YTD Budget	\$ Over Budget	Annual Budget
<b>65000 · Operations</b>							
65005 · Accounting Fees	375.00	300.00	75.00	3,750.00	2,700.00	1,050.00	3,600.00
65015 · Dues & Subscriptions	99.00	0.00	99.00	349.00	0.00	349.00	0.00
65025 · Licenses & Fees	170.00	41.67	128.33	470.00	374.99	95.01	500.00
65040 · Office Expense	80.00	125.00	-45.00	1,402.51	1,125.00	277.51	1,500.00
65060 · Postage, Mailing Service	0.00	12.50	-12.50	0.00	112.50	-112.50	150.00
65065 · Printing and Copying	0.00	12.50	-12.50	30.83	112.50	-81.67	150.00
<b>Total 65000 · Operations</b>	<b>724.00</b>	<b>491.67</b>	<b>232.33</b>	<b>6,002.34</b>	<b>4,424.99</b>	<b>1,577.35</b>	<b>5,900.00</b>
<b>65100 · Other Expenses</b>							
65120 · Insurance - Liability, D and O	0.00	166.67	-166.67	0.00	1,499.99	-1,499.99	2,000.00
65175 · CID RENEWAL COSTS	0.00	0.00	0.00	4,028.51	0.00	4,028.51	0.00
65180 · Renewal Reserve Allocation	167.00	125.00	42.00	1,503.00	1,125.00	378.00	1,500.00
65190 · Other Costs	0.00	208.33	-208.33	0.00	1,875.01	-1,875.01	2,500.00
<b>Total 65100 · Other Expenses</b>	<b>167.00</b>	<b>500.00</b>	<b>-333.00</b>	<b>5,531.51</b>	<b>4,500.00</b>	<b>1,031.51</b>	<b>6,000.00</b>
<b>66000 · Payroll Expenses</b>							
66030 · Other Payroll Expenses	2,075.00	2,083.33	-8.33	18,696.50	18,750.01	-53.51	25,000.00
<b>Total 66000 · Payroll Expenses</b>	<b>2,075.00</b>	<b>2,083.33</b>	<b>-8.33</b>	<b>18,696.50</b>	<b>18,750.01</b>	<b>-53.51</b>	<b>25,000.00</b>
<b>Total Expense</b>	<b>13,607.69</b>	<b>8,949.99</b>	<b>4,657.70</b>	<b>87,414.86</b>	<b>80,550.03</b>	<b>6,864.83</b>	<b>107,400.00</b>
<b>Net Ordinary Income</b>	<b>-7,443.87</b>	<b>-3,012.49</b>	<b>-4,431.38</b>	<b>-22,061.38</b>	<b>-27,112.53</b>	<b>5,051.15</b>	<b>-36,150.00</b>
<b>Net Income</b>	<b>-7,443.87</b>	<b>-3,012.49</b>	<b>-4,431.38</b>	<b>-22,061.38</b>	<b>-27,112.53</b>	<b>5,051.15</b>	<b>-36,150.00</b>

### C-Street CID Sales Tax Receipts

MONTH	2014-15	2015-16	2016-17	2017-2018	2018-2019	2019-2020	2020-2021	2021-2022	2022-2023	2023-2024	Change	% Chg.
July	\$2,151	\$2,656	\$1,441	\$1,182	\$2,731	\$22	\$3,812	\$6,345	\$5,233	\$7,075	\$1,842	35.20%
Aug	\$4,160	\$3,028	\$5,352	\$3,717	\$5,358	\$70	\$6,642	\$9,613	\$7,832	\$8,254	\$422	5.39%
Sept	\$3,801	\$1,612	\$2,853	\$3,472	\$3,184	\$107	\$4,197	\$5,250	\$5,025	\$8,311	\$3,287	65.42%
Oct	\$1,471	\$1,245	\$1,380	\$2,216	\$2,640	\$0	\$3,125	\$5,491	\$4,920	\$7,506	\$2,586	52.56%
Nov	\$5,089	\$6,706	\$4,381	\$2,959	\$3,027	\$0	\$7,087	\$8,058	\$8,511	\$7,411	-\$1,100	-12.93%
Dec	\$2,445	\$2,760	\$2,824	\$3,816	\$4,481	\$0	\$3,429	\$6,138	\$5,962	\$9,255	\$3,293	55.24%
Jan	\$944	\$2,050	\$2,135	\$3,584	\$3,976	\$3	\$3,168	\$5,653	\$4,131	\$203	-\$3,927	-95.08%
Feb	\$4,314	\$3,403	\$4,604	\$3,907	\$7,376	\$0	\$6,560	\$10,551	\$7,607	\$3,766	-\$3,841	-50.49%
Mar	\$2,478	\$2,842	\$3,868	\$3,117	\$3,016	\$0	\$3,652	\$4,498	\$8,676	\$6,164	-\$2,512	-28.95%
April	\$1,649	\$2,239	\$1,464	\$4,179	\$2,702	\$0	\$4,040	\$6,260	\$4,455			0.00%
May	\$3,623	\$5,251	\$4,002	\$5,172	\$3,149	\$2,953	\$6,517	\$9,661	\$7,317			0.00%
June	\$5,706	\$3,024	\$5,994	\$4,812	\$2,448	\$3,608	\$6,417	\$2,998	\$8,043			0.00%
<b>TOTAL</b>	<b>\$37,830</b>	<b>\$36,815</b>	<b>\$40,299</b>	<b>\$42,134</b>	<b>\$44,088</b>	<b>\$6,764</b>	<b>\$58,645</b>	<b>\$80,516</b>	<b>\$77,711</b>	<b>\$57,945</b>	<b>\$49</b>	<b>0.08%</b>



Sales Tax Receipts received after 3/31/19 are residual funds from prior tax rate.

Sales Tax Receipts received after 4/30/20 are reflective of the new tax rate.